

Alto Clarinet / Contra Alto Clarinet

♩ = 96

SOUTHERN CALIFORNIA SCHOOL BAND AND ORCHESTRA ASSOCIATION

JUNIOR HIGH SCHOOL

HONOR BAND & ORCHESTRA WIND SCALES

Revised 2003


Play scales at speed given.

Play scales by memory.


- 1) **SCORING:** Each of the seven major scales are worth ten points each. The chromatic scale is worth twenty points. (90 points total)
- 2) **BONUS POINTS:** A one or two point bonus is available if you can play the scales from the audition scale sheet that have an “a” after the number. You may choose to play either the standard scale or the bonus scale, but not both. Each bonus scale is clearly marked **in bold**, along with its added value. **NOTE:** Choose carefully which scale you perform. A poorly-played bonus scale may give you a lower score than a well-played regular scale.
- 3) **DEDUCTIONS:** When preparing your scales, remember that the following are mandatory deductions:
 1. False start or second try (-1 point)
 2. Note mistakes (-1 point each)
 3. Not playing in key signature will result in a score of zero.
 4. Uneven rhythm (-1 point)
 5. Speed too slow (-1 point)
 6. Missed or incorrect articulation, i.e. slurring and tonguing patterns (-1 point)

Chromatic scale: Most students will need to breathe during the slurred chromatic scale. Take a quick breath when needed and continue on without losing your rhythm and no deductions will be given.
- 4) **SPEED:** A metronome will be used to give the speed at which you are to play your scales for maximum credit. The metronome will then be turned off and you will be asked to play your first scale. Scales will be asked for in the order given on your scale sheet. If you choose to play any of the scales slower than the speed given you will receive a one point deduction for that scale. **NOTE:** Please **do not play the scales faster** than the speed given. We want to hear everyone perform the scales at the same speed.
- 5) **HINT:** To maximize your auditioning experience we recommend you practice performing in front of people several times. Make up a few try-out forms and have someone score your performance.

1 *F Major (Concert Ab)*



3 *G Major (Concert Bb)*




4 *D Major (Concert F)*



5 *A Major (Concert C)*




6 *E Major (Concert G)*



7 *B Major (Concert D)*



7a *(One Point Bonus)*



8 *Chromatic*

Musical notation for exercise 8, Chromatic scale. It consists of two staves of music in treble clef with a common time signature (C). The first staff contains an ascending chromatic scale from G₂ to G₄, with triplets of eighth notes for each interval. The second staff contains a descending chromatic scale from G₄ to G₂, also with triplets of eighth notes for each interval. The piece concludes with a whole note G₂.

8a *(Two Point Bonus)*

Musical notation for exercise 8a, Two Point Bonus. It consists of three staves of music in treble clef with a common time signature (C). The first staff contains an ascending chromatic scale from G₂ to G₄ with triplets. The second staff contains a descending chromatic scale from G₄ to G₂ with triplets. The third staff contains a chromatic scale from G₂ to G₃ with triplets, ending with a whole note G₂.