

Tuba

♩ = 96

SOUTHERN CALIFORNIA SCHOOL BAND AND ORCHESTRA ASSOCIATION

JUNIOR HIGH SCHOOL

HONOR BAND & ORCHESTRA WIND SCALES

Revised 2003

Play scales at speed given.

Play scales by memory.


- 1) **SCORING:** Each of the seven major scales are worth ten points each. The chromatic scale is worth twenty points. (90 points total)
- 2) **BONUS POINTS:** A one or two point bonus is available if you can play the scales from the audition scale sheet that have an “a” after the number. You may choose to play either the standard scale or the bonus scale, but not both. Each bonus scale is clearly marked **in bold**, along with its added value. **NOTE:** Choose carefully which scale you perform. A poorly-played bonus scale may give you a lower score than a well-played regular scale.
- 3) **DEDUCTIONS:** When preparing your scales, remember that the following are mandatory deductions:
 1. False start or second try (-1 point)
 2. Note mistakes (-1 point each)
 3. Not playing in key signature will result in a score of zero.
 4. Uneven rhythm (-1 point)
 5. Speed too slow (-1 point)
 6. Missed or incorrect articulation, i.e. slurring and tonguing patterns (-1 point)

Chromatic scale: Most students will need to breathe during the slurred chromatic scale. Take a quick breath when needed and continue on without losing your rhythm and no deductions will be given.
- 4) **SPEED:** A metronome will be used to give the speed at which you are to play your scales for maximum credit. The metronome will then be turned off and you will be asked to play your first scale. Scales will be asked for in the order given on your scale sheet. If you choose to play any of the scales slower than the speed given you will receive a one point deduction for that scale. **NOTE:** Please **do not play the scales faster** than the speed given. We want to hear everyone perform the scales at the same speed.
- 5) **HINT:** To maximize your auditioning experience we recommend you practice performing in front of people several times. Make up a few try-out forms and have someone score your performance.

1 *Ab Major*








1a *(One Point Bonus)*



2 *Eb Major*



3 *Bb Major***3a** *(One Point Bonus)***4** *F Major***5** *C Major***5a** *(One Point Bonus)***6** *G Major***6a** *(One Point Bonus)***7** *D Major*

8 *Chromatic*

Exercise 8, titled "Chromatic", is written in bass clef with a common time signature (C). It consists of two staves of music. The first staff begins with a treble clef and a common time signature, then switches to a bass clef. It features a series of eighth-note triplets, each marked with a "3" above the notes. The notes are chromatic, moving up and then down. The second staff continues the chromatic pattern with eighth-note triplets, also marked with "3".

8a *(Two Point Bonus)*

Exercise 8a, titled "(Two Point Bonus)", is written in bass clef with a common time signature (C). It consists of three staves of music. The first staff begins with a treble clef and a common time signature, then switches to a bass clef. It features a series of eighth-note triplets, each marked with a "3" above the notes. The notes are chromatic, moving up and then down. The second staff continues the chromatic pattern with eighth-note triplets, also marked with "3". The third staff continues the chromatic pattern with eighth-note triplets, also marked with "3".