



SUMMARY OF FIELD SCORES - BANDS

D I V I S I O N	 SCSBOA Field Championships 12/6/08	T I M I N G	MUSIC JUDGE #1			MUSIC JUDGE #2			MUSIC AVERAGE	GE JUDGE #1				GE JUDGE #2				VP JUDGE #1			VP JUDGE #2			VISUAL AVERAGE	Head Judge:									
			MUSICIANSHIP	TECHNIQUE	MUSICAL REPERTOIRE	MUSIC TOTAL JUDGE #1	MUSICIANSHIP	TECHNIQUE		MUSICAL REPERTOIRE	MUSIC TOTAL JUDGE #2	PROGRAM EFFECTIVENESS	PERFORMANCE EFFECTIVENESS	COORDINATION	GE TOTAL JUDGE #1	PROGRAM EFFECTIVENESS	PERFORMANCE EFFECTIVENESS	COORDINATION	GE TOTAL JUDGE #2	GE AVERAGE	TECHNIQUE	EXCELLENCE	COMPOSITION		VP TOTAL JUDGE #1	TECHNIQUE	EXCELLENCE	COMPOSITION	VP TOTAL JUDGE #2	VISUAL AVERAGE	Tabulators:			
																															TOTAL SCORE	PENALTY	NET SCORE	PLACE
1A	Santa Barbara	9:17	92	100	50	242	99	105	52	256	249.0	72	70	58	200	74	72	64	210	205.0	56	44	40	140	46	40	35	121	130.5	58.45		58.45	11	
1A	Nordhoff	9:11	102	102	53	257	112	110	55	277	267.0	71	79	69	219	81	85	68	234	226.5	48	38	33	119	50	43	40	133	126.0	61.95		61.95	10	
1A	Temescal Canyon	9:20	106	106	56	268	105	108	53	266	267.0	74	80	70	224	84	87	70	241	232.5	53	42	48	143	55	45	45	145	144.0	64.35		64.35	7	
1A	Lakeside	9:36	95	101	52	248	100	99	50	249	248.5	70	77	67	214	78	80	66	224	219.0	46	35	36	117	43	38	33	114	115.5	58.30		58.30	12	
1A	Lancaster	8:11	96	103	51	250	108	109	54	271	260.5	73	76	66	215	88	88	69	245	230.0	50	40	43	133	58	48	48	154	143.5	63.40		63.40	8	
1A	Orange Lutheran	9:51	110	110	58	278	116	114	57	287	282.5	75	81	72	228	87	89	71	247	237.5	63	49	35	147	60	49	47	156	151.5	67.15		67.15	6	
1A	Tustin	10:35	100	101	52	253	114	112	56	282	267.5	72	75	65	212	83	86	67	236	224.0	55	44	30	129	54	44	39	137	133.0	62.45		62.45	9	
1A	Monrovia	8:11	115	115	61	291	120	118	60	298	294.5	82	84	68	234	94	90	73	257	245.5	49	39	50	138	52	42	50	144	141.0	68.10		68.10	5	
1A	Santa Margarita	8:05	142	143	67	352	128	128	64	320	336.0	84	86	73	243	96	95	77	268	255.5	65	51	53	169	58	50	51	159	164.0	75.55		75.55	2	
1A	San Marcos (SB)	10:14	132	131	68	331	134	126	67	327	329.0	90	91	88	269	110	108	90	308	288.5	60	48	52	160	63	51	55	169	164.5	78.20		78.20	1	
1A	Charter Oak	8:50	131	130	60	321	136	136	63	335	328.0	86	85	74	245	97	96	76	269	257.0	65	50	41	156	61	47	52	160	158.0	74.30		74.30	3	
1A	Los Angeles		122	119	61	302	127	126	59	312	307.0	85	80	71	236	95	93	75	263	249.5	61	47	38	146	59	49	50	158	152.0	70.85		70.85	4	


Southern California School Band and Orchestra Association

SUMMARY OF FIELD SCORES - AUXILIARY

2008

D I V I S I O N	 SCSBOA Field Championships 12/6/08	Auxiliary Adjudicator:		Net Score	PENALTY	NET SCORE	PLACE
		Program Content	Excellence				
1A	Santa Barbara	343	321	66.4		66.40	10
1A	Nordhoff	320	300	62.0		62.00	11
1A	Temescal Canyon	370	355	72.5		72.50	7
1A	Lakeside	315	298	61.3		61.30	12
1A	Lancaster	379	360	73.9		73.90	6
1A	Orange Lutheran	360	345	70.5		70.50	8
1A	Tustin	340	358	69.8		69.80	9
1A	Monrovia	390	376	76.6		76.60	5
1A	Santa Margarita	425	412	83.7		83.70	1
1A	San Marcos (SB)	396	374	77.0		77.00	4
1A	Charter Oak	413	395	80.8		80.80	2
1A	Los Angeles	400	382	78.2		78.20	3


SUMMARY OF FIELD SCORES - BANDS

D I V I S I O N	 SCSBOA Field Championships 12/6/08	TIMING	MUSIC JUDGE #1				MUSIC JUDGE #2				GE JUDGE #1				GE JUDGE #2				VP JUDGE #1			VP JUDGE #2			Head Judge:								
			MUSICIANSHIP	TECHNIQUE	MUSICAL REPERTOIRE	MUSIC TOTAL JUDGE #1	MUSICIANSHIP	TECHNIQUE	MUSICAL REPERTOIRE	MUSIC TOTAL JUDGE #2	MUSIC AVERAGE	PROGRAM EFFECTIVENESS	PERFORMANCE EFFECTIVENESS	COORDINATION	GE TOTAL JUDGE #1	PROGRAM EFFECTIVENESS	PERFORMANCE EFFECTIVENESS	COORDINATION	GE TOTAL JUDGE #2	GE AVERAGE	TECHNIQUE	EXCELLENCE	COMPOSITION	VP TOTAL JUDGE #1	TECHNIQUE	EXCELLENCE	COMPOSITION	VP TOTAL JUDGE #2	VISUAL AVERAGE	Tabulators:			
																														TOTAL SCORE	PENALTY	NET SCORE	PLACE
4A	Helix Charter	9:04	128	128	57	313	135	132	64	331	322.0	90	94	75	259	88	88	74	250	254.5	60	42	47	149	57	48	48	153	151.0	72.75		72.75	10
4A	Los Altos	9:35	123	124	55	302	130	128	61	319	310.5	93	97	77	267	87	89	72	248	257.5	58	40	45	143	55	46	49	150	146.5	71.45		71.45	12
4A	El Camino	9:15	129	129	54	312	132	130	62	324	318.0	91	96	76	263	85	87	70	242	252.5	56	41	43	140	59	49	50	158	149.0	71.95		71.95	11
4A	California	9:55	136	136	70	342	131	133	63	327	334.5	92	95	74	261	90	93	71	254	257.5	53	38	38	129	56	45	45	146	137.5	72.95		72.95	9
4A	Oceanside	8:39	146	146	74	366	134	133	66	333	349.5	97	100	85	282	100	98	79	277	279.5	62	44	48	154	62	51	53	166	160.0	78.90		78.90	6
4A	Baldwin Park	7:57	143	143	73	359	145	143	71	359	359.0	94	94	79	267	98	99	76	273	270.0	59	43	44	146	61	50	51	162	154.0	78.30		78.30	8
4A	Glen A. Wilson	8:46	148	148	72	368	146	145	73	364	366.0	90	95	76	261	99	100	75	274	267.5	64	48	43	155	58	46	45	149	152.0	78.55		78.55	7
4A	Downey	9:45	138	140	71	349	150	146	76	372	360.5	99	110	85	294	104	108	73	285	289.5	65	47	50	162	61	49	53	163	162.5	81.25		81.25	5
4A	South Hills	8:24	152	152	72	376	160	157	82	399	387.5	98	112	87	297	112	112	88	312	304.5	70	52	54	176	63	52	54	169	172.5	86.45		86.45	3
4A	Redlands East Valley	9:50	142	142	70	354	158	154	81	393	373.5	96	109	86	291	114	114	90	318	304.5	67	53	52	172	66	53	55	174	173.0	85.10		85.10	4
4A	William S. Hart	9:38	163	160	84	407	170	165	87	422	414.5	114	117	92	323	120	118	93	331	327.0	75	56	57	188	70	55	56	181	184.5	92.60		92.60	1
4A	Valencia	9:27	158	157	80	395	166	160	85	411	403.0	108	110	87	305	115	113	92	320	312.5	74	58	55	187	68	55	55	178	182.5	89.80	1	88.80	2

Southern California School Band and Orchestra Association

SUMMARY OF FIELD SCORES - AUXILIARY

2008

D I V I S I O N	 SCSBOA Field Championships 12/6/08	Auxiliary Adjudicator:		Net Score	PENALTY	NET SCORE	PLACE
		Program Content	Excellence				
4A	Helix Charter	390	376	76.6		76.60	9
4A	Los Altos	415	401	81.6		81.60	8
4A	El Camino	372	351	72.3		72.30	12
4A	California	371	358	72.9		72.90	11
4A	Oceanside	385	372	75.7		75.70	10
4A	Baldwin Park	430	418	84.8		84.80	6
4A	Glen A. Wilson	435	425	86.0		86.00	5
4A	Downey	445	430	87.5		87.50	3
4A	South Hills	450	432	88.2		88.20	2
4A	Redlands East Valley	425	410	83.5		83.50	7
4A	William S. Hart	440	422	86.2		86.20	4
4A	Valencia	490	475	96.5		96.50	1