


Southern California School Band and Orchestra Association
SUMMARY OF FIELD SCORES - BANDS


December 6, 2008

C L A S S	 SCSBOA Field Championships	TIMING	MUSIC JUDGE #1			MUSIC TOTAL -	MUSIC JUDGE #2			MUSIC AVERAGE	GE JUDGE #1				GE TOTAL -	GE AVERAGE	VP JUDGE #1			VP TOTAL -	VP JUDGE #2			VISUAL AVERAGE	Head Judges:								
			MUSICIANSHIP	TECHNIQUE	MUSICAL REPERTOIRE		PROGRAM EFFECTIVENESS	PERFORMANCE EFFECTIVENESS	COORDINATION		TECHNIQUE	EXCELLENCE	COMPOSITION	TECHNIQUE			EXCELLENCE	COMPOSITION	Tabulators:														
																			TOTAL SCORE		PENALTY	NET SCORE	PLACE										
2A	Littlerock	7:42	130	130	55	315	118	120	61	299	307.0	81	83	60	224	90	92	76	258	241.0	52	43	40	135	57	43	43	143	139.0	68.70		68.70	12
2A	Damien	9:52	133	128	58	319	143	149	73	365	342.0	85	87	64	236	88	90	74	252	244.0	51	36	41	128	47	40	41	128	128.0	71.40		71.40	9
2A	Temecula Valley	9:12	128	135	67	330	125	127	66	318	324.0	83	85	61	229	95	87	77	259	244.0	54	31	41	126	46	39	42	127	126.5	69.45		69.45	11
2A	Canyon	8:39	126	126	60	312	146	151	75	372	342.0	79	81	59	219	91	91	75	257	238.0	56	41	42	139	45	39	40	124	131.5	71.15		71.15	10
2A	Patriot	8:31	124	127	63	314	150	154	77	381	347.5	88	90	66	244	96	93	78	267	255.5	64	48	43	155	66	50	50	166	160.5	76.35		76.35	5
2A	Norco	8:56	125	135	61	321	148	152	74	374	347.5	84	86	63	233	102	96	81	279	256.0	57	42	41	140	63	47	49	159	149.5	75.30		75.30	6
2A	Carlsbad	8:33	142	145	70	357	155	157	78	390	373.5	80	89	62	231	92	89	73	254	242.5	75	54	57	186	61	46	46	153	169.5	78.55		78.55	4
2A	Royal	10:45	135	136	68	339	144	150	72	366	352.5	82	82	63	227	94	94	79	267	247.0	52	37	40	129	55	42	41	138	133.5	73.30		73.30	7
2A	Simi Valley	8:52	137	140	66	343	140	148	70	358	350.5	78	85	59	222	97	95	80	272	247.0	45	36	36	117	50	41	39	130	123.5	72.10		72.10	8
2A	La Puente	8:14	136	137	69	342	159	159	79	397	369.5	87	88	65	240	106	99	83	288	264.0	76	56	57	189	68	52	54	174	181.5	81.50		81.50	3
2A	Eastlake	9:32	150	150	72	372	163	162	83	408	390.0	90	92	68	250	111	107	88	306	278.0	60	50	52	162	70	54	54	178	170.0	83.80		83.80	1
2A	Western	9:37	145	147	75	367	156	158	80	394	380.5	89	91	67	247	108	102	84	294	270.5	68	54	56	178	65	49	51	165	171.5	82.25		82.25	2

Southern California School Band and Orchestra Association


SUMMARY OF FIELD SCORES - AUXILIARY

December 6, 2008

C L A S S	 SCSBOA Field Championships	Auxiliary Adjudicator:		Net Score	PENALTY	NET SCORE	PLACE
		Program Content	Excellence				
2A	Littlerock	440	430	87.0		87.00	6
2A	Damien	375	360	73.5		73.50	12
2A	Temecula Valley	446	428	87.4		87.40	5
2A	Canyon	425	380	80.5		80.50	7
2A	Patriot	470	440	91.0		91.00	2
2A	Norco	464	445	90.9		90.90	3
2A	Carlsbad	374	364	73.8		73.80	11
2A	Royal	375	373	74.8		74.80	9
2A	Simi Valley	373	370	74.3		74.30	10
2A	La Puente	460	448	90.8		90.80	4
2A	Eastlake	485	450	93.5		93.50	1
2A	Western	375	374	74.9		74.90	8

Southern California School Band and Orchestra Association
SUMMARY OF FIELD SCORES - BANDS

December 6, 2008

CLASS	 SCSBOA Field Championships	TIMING	MUSIC JUDGE #1				MUSIC JUDGE #2				MUSIC AVERAGE	GE JUDGE #1				GE TOTAL -	GE AVERAGE	VP JUDGE #1			VP TOTAL -	VP JUDGE #2			VISUAL AVERAGE	Head Judge: Tabulators:																														
			MUSICIANSHIP	TECHNIQUE	MUSICAL REPERTOIRE	MUSIC TOTAL -	MUSICIANSHIP	TECHNIQUE	MUSICAL REPERTOIRE	MUSIC TOTAL -		PROGRAM EFFECTIVENESS	PERFORMANCE EFFECTIVENESS	EFFECTIVENESS	COORDINATION			PROGRAM EFFECTIVENESS	PERFORMANCE EFFECTIVENESS	EFFECTIVENESS		COORDINATION	GE TOTAL -	GE AVERAGE		TECHNIQUE	EXCELLENCE	COMPOSITION	VP TOTAL -	TECHNIQUE	EXCELLENCE	COMPOSITION	VP TOTAL -	VISUAL AVERAGE	TOTAL SCORE	PENALTY	NET SCORE	PLACE																		
																																							MUSIC JUDGE #1				MUSIC JUDGE #2				GE JUDGE #1				VP JUDGE #1			VP JUDGE #2		
																																							MUSIC JUDGE #1				MUSIC JUDGE #2				GE JUDGE #1				VP JUDGE #1			VP JUDGE #2		
5A	West	9:09	140	138	70	348	125	127	64	316	332.0	98	100	77	275	90	87	72	249	262.0	54	40	41	135	58	41	41	140	137.5	73.15		73.15	12																							
5A	Rancho Verde	8:56	142	140	71	353	137	135	66	338	345.5	93	101	75	269	92	91	73	256	262.5	49	29	40	118	56	42	40	138	128.0	73.60		73.60	11																							
5A	Granada Hills	10:17	138	145	66	349	142	139	69	350	349.5	97	99	76	272	91	90	71	252	262.0	61	43	42	146	62	40	49	151	148.5	76.00		76.00	10																							
5A	Mayfair	9:42	140	142	70	352	140	137	67	344	348.0	99	102	78	279	95	94	74	263	271.0	69	50	51	170	67	48	51	166	168.0	78.70		78.70	9																							
5A	Savanna	10:11	158	165	78	401	163	162	82	407	404.0	104	106	82	292	98	96	76	270	281.0	69	52	53	174	68	50	53	171	172.5	85.75		85.75	4																							
5A	Vista	9:22	155	161	75	391	159	160	79	398	394.5	101	104	80	285	106	104	82	292	288.5	64	50	50	164	69	49	54	172	168.0	85.10		85.10	6																							
5A	Warren	9:54	156	160	77	393	144	142	70	356	374.5	100	103	79	282	96	95	75	266	274.0	65	50	52	167	65	47	50	162	164.5	81.30		81.30	8																							
5A	Mira Mesa	9:32	149	159	73	381	157	158	77	392	386.5	106	108	84	298	99	98	77	274	286.0	67	42	50	159	70	51	54	175	167.0	83.95		83.95	7																							
5A	Rowland	9:26	148	158	74	380	158	159	78	395	387.5	105	107	83	295	103	100	80	283	289.0	70	52	50	172	74	52	56	182	177.0	85.35		85.35	5																							
5A	Riverside Poly	10:07	157	166	80	403	155	156	75	386	394.5	108	110	86	304	109	107	84	300	302.0	75	54	54	183	72	53	53	178	180.5	87.70		87.70	2																							
5A	Murrieta Valley	9:38	165	168	79	412	165	164	84	413	412.5	103	104	81	288	112	110	88	310	299.0	74	53	54	181	76	56	58	190	185.5	89.70		89.70	1																							
5A	Los Osos	8:43	156	161	71	388	152	154	72	378	383.0	107	109	85	301	111	109	89	309	305.0	68	51	50	169	75	55	57	187	178.0	86.60		86.60	3																							

Southern California School Band and Orchestra Association

SUMMARY OF FIELD SCORES - AUXILIARY

December 6, 2008

C L A S S	 SCSBOA Field Championships	Auxiliary Adjudicator:		Net Score	PENALTY	NET SCORE	PLACE
		Program Content	Excellence				
5A	West	399	374	77.3		77.30	11
5A	Rancho Verde	395	370	76.5		76.50	12
5A	Granada Hills	415	385	80.0		80.00	9
5A	Mayfair	445	430	87.5		87.50	7
5A	Savanna	480	440	92.0		92.00	4
5A	Vista	400	375	77.5		77.50	10
5A	Warren	420	381	80.1		80.10	8
5A	Mira Mesa	485	458	94.3		94.30	1
5A	Rowland	480	462	94.2		94.20	2
5A	Riverside Poly	450	440	89.0		89.00	6
5A	Murrieta Valley	460	432	89.2		89.20	5
5A	Los Osos	482	450	93.2		93.20	3