


Southern California School Band and Orchestra Association

SUMMARY OF FIELD SCORES - BANDS


November 1, 2008

CLAS S	 Chino Invitational Field Show Tournament	TIMING	MUSIC JUDGE #1				MUSIC JUDGE #2				GE JUDGE #1				GE JUDGE #2				VP JUDGE			Head Judge: Tabulator:										
			MUSICIANSHIP	TECHNIQUE	MUSICAL REPERTOIRE	MUSIC TOTAL -	MUSICIANSHIP	TECHNIQUE	MUSICAL REPERTOIRE	MUSIC TOTAL -	MUSIC AVERAGE	PROGRAM EFFECTIVENESS	PERFORMANCE EFFECTIVENESS	COORDINATION	GE TOTAL -	PROGRAM EFFECTIVENESS	PERFORMANCE EFFECTIVENESS	COORDINATION	GE TOTAL -	GE AVERAGE	TECHNIQUE	EXCELLENCE	COMPOSITION	VISUAL SCORE	TOTAL SCORE	PENALTY	NET SCORE	PLACE				
																													Head Judge:			
																													Tabulator:			
1A	Pomona	11:19	104	105	53	262	87	105	47	239	250.5	63	67	50	180	54	52	43	149	164.5	40	31	32	103	51.80	1	50.80	7				
1A	Castle Park					0				0	0.0				0				0	0.0				0	0.00		0.00	NS				
1A	Cabrillo	8:08	113	112	58	283	113	115	61	289	286.0	79	80	63	222	70	75	63	208	215.0	47	36	37	120	62.10		62.10	3				
1A	Montclair	8:05	107	106	54	267	85	108	55	248	257.5	75	72	57	204	72	72	65	209	206.5	43	30	31	104	56.80		56.80	5				
1A	Sonora	7:11	109	107	55	271	86	110	63	259	265.0	78	76	60	214	84	83	73	240	227.0	46	35	38	119	61.10		61.10	4				
1A	Citrus Hills	9:39	111	110	56	277	105	113	64	282	279.5	87	78	62	227	83	79	74	236	231.5	57	41	42	140	65.10		65.10	1				
1A	Summit	9:08	115	114	59	288	103	107	56	266	277.0	77	74	64	215	81	80	70	231	223.0	53	39	40	132	63.20		63.20	2				
1A	Bishop Amat	8:30	103	102	52	257	85	101	46	232	244.5	67	67	52	186	60	58	52	170	178.0	42	32	32	106	52.85		52.85	6				
1A	Santa Margarita	7:59	121	118	61	300	102	114	60	276	288.0	91	90	77	258	94	90	80	264	261.0	63	48	50	161	71.00		71.00	PT				
2A	Redlands	10:58	110	108	57	275	104	112	58	274	274.5	72	71	53	196	81	80	70	231	213.5	55	40	41	136	62.40		62.40	3				
2A	Patriot	8:45	126	127	63	316	110	113	62	285	300.5	97	96	78	271	92	90	74	256	263.5	56	42	43	141	70.50		70.50	1				
2A	Serrano	9:15	117	117	62	296	107	109	60	276	286.0	95	95	77	267	85	82	72	239	253.0	54	41	42	137	67.60		67.60	2				


Southern California School Band and Orchestra Association

SUMMARY OF FIELD SCORES - AUXILIARY

November 1, 2008

C L A S S	 Chino Invitational Field Show Tournament							AVERAGES			PENALTY	NET SCORE	PLACE
		Program Content	Excellence	Net Score	Program Content	Excellence	Net Score	Program Content	Excellence	Average Net Score			
1A	Pomona	262	241	50.3	200	200	40.0	231.0	220.5	45.15		45.15	7
1A	Castle Park											0.00	9
1A	Cabrillo	285	273	55.8	258	269	52.7	271.5	271.0	54.25		54.25	5
1A	Montclair	289	272	56.1	268	275	54.3	278.5	273.5	55.20		55.20	4
1A	Sonora	269	263	53.2	270	260	53.0	269.5	261.5	53.10		53.10	6
1A	Citrus Hills	374	349	72.3	299	318	61.7	336.5	333.5	67.00		67.00	2
1A	Summit	311	300	61.1	292	300	59.2	301.5	300.0	60.15		60.15	3
1A	Bishop Amat	200	179	37.9	205	188	39.3	202.5	183.5	38.60		38.60	8
1A	Santa Margarita	436	417	85.3	379	373	75.2	407.5	395.0	80.25		80.25	1
2A	Redlands	315	309	62.4	307	325	63.2	311.0	317.0	62.80		62.80	3
2A	Patriot	390	378	76.8	391	380	77.1	390.5	379.0	76.95		76.95	2
2A	Serrano	447	439	88.6	377	388	76.5	412.0	413.5	82.55		82.55	1


SUMMARY OF FIELD SCORES - BANDS

CLASS	 Chino Invitational Field Show Tournament	TIMING	MUSIC JUDGE #1				MUSIC JUDGE #2				GE JUDGE #1				GE JUDGE #2				VP JUDGE			Head Judge: Tabulator:						
			MUSICIANSHIP	TECHNIQUE	MUSICAL REPERTOIRE	MUSIC TOTAL -	MUSICIANSHIP	TECHNIQUE	MUSICAL REPERTOIRE	MUSIC TOTAL -	MUSIC AVERAGE	PROGRAM EFFECTIVENESS	PERFORMANCE EFFECTIVENESS	COORDINATION	GE TOTAL -	PROGRAM EFFECTIVENESS	PERFORMANCE EFFECTIVENESS	COORDINATION	GE TOTAL -	GE AVERAGE	TECHNIQUE	EXCELLENCE	COMPOSITION	VISUAL SCORE	TOTAL SCORE	PENALTY	NET SCORE	PLACE
EX.	Santa Margarita	8:05	130	132	65	327	109	120	54	283	305.0	81	75	70	226	90	91	78	259	242.5	48	41	39	128	67.55		67.55	EX.
3A	Don Antonio Lugo	9:48	124	120	58	302	115	102	53	270	286.0	71	69	65	205	90	90	72	252	228.5	41	36	36	113	62.75		62.75	4
3A	Arlington	7:43	140	134	67	341	138	137	68	343	342.0	89	97	67	253	85	82	67	234	243.5	56	47	43	146	73.15		73.15	2
3A	Los Alamitos	9:02	136	133	66	335	112	138	65	315	325.0	91	96	73	260	105	97	84	286	273.0	50	43	41	134	73.20		73.20	1
3A	La Quinta	11:17	131	130	60	321	110	134	60	304	312.5	85	89	68	242	79	79	64	222	232.0	55	46	42	143	68.75	1	67.75	3
4A	Crescenta Valley	8:51	128	124	58	310	125	136	64	325	317.5	67	70	50	187	76	76	50	202	194.5	45	39	33	117	62.90		62.90	5
4A	Arroyo	9:33	133	132	61	326	140	139	69	348	337.0	100	102	80	282	98	96	78	272	277.0	52	44	40	136	75.00		75.00	3
4A	Mira Costa	9:31	120	125	64	309	135	135	67	337	323.0	92	80	82	254	79	78	63	220	237.0	46	40	37	123	68.30		68.30	4
4A	Redlands East Valley	10:07	148	150	68	366	155	154	73	382	374.0	102	105	85	292	99	97	82	278	285.0	58	50	47	155	81.40		81.40	2
4A	Valencia	8:20	155	158	72	385	159	158	79	396	390.5	112	112	89	313	105	102	83	290	301.5	61	53	50	164	85.60		85.60	1
5A	Rowland	9:29	142	140	70	352	153	155	72	380	366.0	93	93	72	258	91	98	68	257	257.5	59	51	48	158	78.15		78.15	2
5A	Loara	8:22	149	151	62	362	157	156	74	387	374.5	94	92	71	257	92	92	72	256	256.5	57	49	49	155	78.60		78.60	1
6A	Riverside King	9:22	159	161	77	397	160	159	76	395	396.0	105	111	88	304	101	105	83	289	296.5	62	54	52	168	86.05		86.05	SS
6A	Arcadia	9:29	143	146	71	360	158	157	77	392	376.0	104	110	87	301	110	114	94	318	309.5	63	52	54	169	85.45		85.45	1
HOST	Chino		154	160	75	389	161	163	81	405	397.0	113	113	90	316	118	118	95	331	323.5	64	53	55	172	89.25		89.25	EX.

Southern California School Band and Orchestra Association

SUMMARY OF FIELD SCORES - AUXILIARY

November 1, 2008

C L A S S	 Chino Invitational Field Show Tournament							AVERAGES			PENALTY	NET SCORE	PLACE
		Program Content	Excellence	Net Score	Program Content	Excellence	Net Score	Program Content	Excellence	Average Net Score			
EX	Santa Margarita	440	412	85.2	335	330	66.5	387.5	371.0	75.85		75.85	EX
3A	Don Antonio Lugo	442	422	86.4	380	390	77.0	411.0	406.0	81.70		81.70	1
3A	Arlington	435	389	82.4	375	370	74.5	405.0	379.5	78.45		78.45	3
3A	Los Alamitos	437	382	81.9	385	380	76.5	411.0	381.0	79.20		79.20	2
3A	La Quinta	290	281	57.1	285	270	55.5	287.5	275.5	56.30		56.30	4
4A	Crescenta Valley	270	259	52.9	280	295	57.5	275.0	277.0	55.20		55.20	4
4A	Arroyo	392	374	76.6	430	415	84.5	411.0	394.5	80.55		80.55	1
4A	Mira Costa	362	341	70.3	300	300	60.0	331.0	320.5	65.15		65.15	3
4A	Redlands East Valley	409	398	80.7	375	370	74.5	392.0	384.0	77.60		77.60	2
4A	Valencia	479	469	94.8	460	455	91.5	469.5	462.0	93.15		93.15	SS
5A	Rowland	436	391	82.7	400	390	79.0	418.0	390.5	80.85		80.85	1
5A	Loara	351	340	69.1	360	365	72.5	355.5	352.5	70.80		70.80	2
6A	Riverside King	442	417	85.9	440	435	87.5	441.0	426.0	86.70		86.70	2
6A	Arcadia	449	419	86.8	455	445	90.0	452.0	432.0	88.40		88.40	1
Host	Chino	450	432	88.2	450	440	89.0	450.0	436.0	88.60		88.60	EX