



**SUMMARY OF FIELD SCORES - BANDS**

D I V I S I O N	 <b>Etiwanda Arts in Motion</b>	T I M I N G	MUSIC JUDGE #1			MUSIC TOTAL JUDGE #1	MUSIC JUDGE #2			MUSIC TOTAL JUDGE #2	MUSIC AVERAGE	GE JUDGE #1				GE TOTAL JUDGE #1	GE JUDGE #2				GE TOTAL JUDGE #2	GE AVERAGE	VP JUDGE			VISUAL SCORE	Head Judge:			
			MUSICIANSHIP	TECHNIQUE	MUSICAL REPERTOIRE		PROGRAM EFFECTIVENESS	PERFORMANCE EFFECTIVENESS	COORDINATION			PROGRAM EFFECTIVENESS	PERFORMANCE EFFECTIVENESS	COORDINATION	TECHNIQUE		EXCELLENCE	COMPOSITION	TOTAL SCORE	PENALTY			NET SCORE	PLACE	Tabulator:					
1A	Montclair	8:34	87	102	44	233	75	87	43	205	219.0	51	54	43	148	54	50	44	148	148.0	38	28	26	92	45.90		45.90	6		
1A	Bloomington	6:50	111	116	53	280	101	97	47	245	262.5	70	65	51	186	70	66	56	192	189.0	42	31	33	106	55.75	1	54.75	2		
1A	Silverado	9:11	99	117	51	267	89	88	50	227	247.0	57	63	46	166	74	69	59	202	184.0	45	33	36	114	54.50		54.50	4		
1A	Santa Margarita	9:15	118	119	57	294	98	100	51	249	271.5	83	71	57	211	72	64	60	196	203.5	49	35	40	124	59.90		59.90	1		
1A	Monrovia	7:01	91	87	43	221	88	96	49	233	227.0	61	60	50	171	76	68	62	206	188.5	57	37	38	132	54.75		54.75	3		
1A	Sultana	9:51	86	106	42	234	118	112	58	288	261.0	54	56	45	155	71	67	57	195	175.0	41	32	30	103	53.90		53.90	5		
2A	Redlands	7:55	110	116	55	281	121	109	59	289	285.0	72	68	56	196	77	75	62	214	205.0	48	36	37	121	61.10		61.10	5		
2A	Palm Desert	7:04	116	118	57	291	115	111	52	278	284.5	82	80	67	229	79	77	66	222	225.5	46	35	36	117	62.70		62.70	3		
2A	Yucaipa	8:56	126	123	53	302	119	112	56	287	294.5	84	82	65	231	76	74	61	211	221.0	50	40	42	132	64.75		64.75	1		
2A	Patriot	7:12	108	114	45	267	116	113	53	282	274.5	69	74	54	197	82	80	70	232	214.5	58	43	47	148	63.70		63.70	2		
2A	Damien	7:41	119	117	56	292	117	118	57	292	292.0	65	66	48	179	80	79	69	228	203.5	49	34	35	118	61.35		61.35	4		


## SUMMARY OF FIELD SCORES - BANDS

D I V I S I O N	 Etiwanda Arts in Motion	TIMING	MUSIC JUDGE #1			MUSIC TOTAL JUDGE #1	MUSIC JUDGE #2			MUSIC TOTAL JUDGE #2	MUSIC AVERAGE	GE JUDGE #1				GE TOTAL JUDGE #1	GE JUDGE #2				GE TOTAL JUDGE #2	GE AVERAGE	VP JUDGE			VISUAL SCORE	Head Judge:			
			MUSICIANSHIP	TECHNIQUE	MUSICAL REPERTOIRE		PROGRAM EFFECTIVENESS	PERFORMANCE EFFECTIVENESS	COORDINATION			PROGRAM EFFECTIVENESS	PERFORMANCE EFFECTIVENESS	COORDINATION	TECHNIQUE		EXCELLENCE	COMPOSITION	TOTAL SCORE	PENALTY			NET SCORE	PLACE	Tabulator:					
3A	Glendora	8:09	138	140	61	339	125	116	57	298	318.5	84	83	63	230	88	86	73	247	238.5	55	43	44	142	69.90		69.90	2		
3A	Alta Loma	8:01	115	114	53	282	128	118	59	305	293.5	89	87	72	248	90	88	74	252	250.0	52	41	46	139	68.25		68.25	3		
3A	West Ranch	9:24	126	124	62	312	133	131	62	326	319.0	95	92	77	264	95	94	78	267	265.5	54	42	45	141	72.55		72.55	1		
4A	California	9:24	117	113	52	282	126	113	51	290	286.0	79	85	64	228	86	90	72	248	238.0	50	39	36	125	64.90		64.90	3		
4A	Covina	9:18	105	108	45	258	124	107	63	294	276.0	71	64	55	190	72	69	60	201	195.5	51	37	47	135	60.65		60.65	4		
4A	William S. Hart	9:50	149	151	74	374	152	146	71	369	371.5	114	99	84	297	115	110	92	317	307.0	64	47	51	162	84.05		84.05	SS		
4A	Rancho Cucamonga	8:09	139	141	70	350	135	141	64	340	345.0	101	91	74	266	100	98	88	286	276.0	63	46	48	157	77.80		77.80	1		
4A	Redlands E.V.	10:03	127	130	57	314	149	140	75	364	339.0	96	95	73	264	98	96	84	278	271.0	61	43	43	147	75.70		75.70	2		
5A	Rancho Verde	6:50	148	145	67	360	133	134	60	327	343.5	83	81	65	229	92	90	74	256	242.5	53	38	40	131	71.70	1	70.70	3		
5A	Riverside Poly	8:34	147	150	73	370	153	157	76	386	378.0	99	93	76	268	99	97	85	281	274.5	62	46	45	153	80.55		80.55	1		
5A	Savanna	9:16	146	148	70	364	148	149	70	367	365.5	93	90	71	254	97	96	84	277	265.5	59	43	44	146	77.70		77.70	2		
6A	Rancho Buena Vista	7:05	145	147	71	363	150	151	69	370	366.5	102	96	80	278	101	99	89	289	283.5	63	42	46	151	80.10		80.10	1		

Southern California School Band and Orchestra Association

**SUMMARY OF FIELD SCORES - AUXILIARY**


2008

D I V I S I O N	 <b>Etiwanda Artistry in Motion</b>							AVERAGES				NET SCORE	PLACE
		Program Content	Excellence	Net Score	Program Content	Excellence	Net Score	Program Content	Excellence	Average Net Score	PENALTY		
1A	Montclair	288	265	55.3	280	265	54.5	284.0	265.0	54.90		54.90	4
1A	Bloomington	274	268	54.2	292	270	56.2	283.0	269.0	55.20		55.20	3
1A	Silverado	276	260	53.6	300	276	57.6	288.0	268.0	55.60		55.60	2
1A	Santa Margarita	375	350	72.5	350	330	68.0	362.5	340.0	70.25		70.25	1
1A	Monrovia	258	262	52.0	278	264	54.2	268.0	263.0	53.10		53.10	6
1A	Sultana	278	254	53.2	285	272	55.7	281.5	263.0	54.45		54.45	5
2A	Redlands	282	258	54.0	283	270	55.3	282.5	264.0	54.65		54.65	4
2A	Palm Desert	339	330	66.9	345	320	66.5	342.0	325.0	66.70		66.70	1
2A	Yucaipa	313	305	61.8	280	268	54.8	296.5	286.5	58.30		58.30	3
2A	Patriot	325	297	62.2	365	340	70.5	345.0	318.5	66.35		66.35	2
2A	Damien	264	255	51.9	280	270	55.0	272.0	262.5	53.45		53.45	5

Southern California School Band and Orchestra Association

**SUMMARY OF FIELD SCORES - AUXILIARY**

2008

D I V I S I O N	 <b>Etiwanda Artistry in Motion</b>							AVERAGES				NET SCORE	PLACE
		Program Content	Excellence	Net Score	Program Content	Excellence	Net Score	Program Content	Excellence	Average Net Score	PENALTY		
3A	Glendora	355	340	69.5	385	350	73.5	370.0	345.0	71.50		71.50	1
3A	Alta Loma	328	274	60.2	325	300	62.5	326.5	287.0	61.35		61.35	3
3A	West Ranch	358	343	70.1	380	345	72.5	369.0	344.0	71.30		71.30	2
4A	California	295	290	58.5	275	268	54.3	285.0	279.0	56.40		56.40	4
4A	Covina	281	277	55.8	270	265	53.5	275.5	271.0	54.65		54.65	5
4A	William S. Hart	360	340	70.0	400	368	76.8	380.0	354.0	73.40		73.40	2
4A	Rancho Cucamonga	405	398	80.3	410	385	79.5	407.5	391.5	79.90		79.90	1
4A	Redlands E.V.	363	339	70.2	367	339	70.6	365.0	339.0	70.40		70.40	3
5A	Rancho Verde	268	261	52.9	292	287	57.9	280.0	274.0	55.40		55.40	3
5A	Riverside Poly	362	349	71.1	364	346	71.0	363.0	347.5	71.05		71.05	1
5A	Savanna	315	311	62.6	376	370	74.6	345.5	340.5	68.60		68.60	2
6A	Rancho Buena Vista	402	397	79.9	370	350	72.0	386.0	373.5	75.95		75.95	1