



SUMMARY OF FIELD SCORES - BANDS

D I V I S I O N	 Lester Oaks Memorial Field Tournament 11/15/08	TIMING	MUSIC JUDGE #1			MUSIC TOTAL JUDGE #1	MUSIC JUDGE #2			MUSIC TOTAL JUDGE #2	MUSIC AVERAGE	GE JUDGE #1			GE SCORE	VP JUDGE			VISUAL SCORE	Head Judge:			
			MUSICIANSHIP	TECHNIQUE	MUSICAL REPERTOIRE		PROGRAM EFFECTIVENESS	PERFORMANCE EFFECTIVENESS	COORDINATION			TECHNIQUE	EXCELLENCE	COMPOSITION		Tabulator:							
																TOTAL SCORE	PENALTY	NET SCORE		PLACE			
1A Blue	Fairfax					0				0	0.0				0				0	0.00		0.00	N/S
1A Blue	Santana	7:40	85	90	45	220	86	86	41	213	216.5	53	52	56	161	48	36	35	119	49.65		49.65	5
1A Blue	Moreno Valley	7:53	75	80	38	193	70	90	26	186	189.5	42	41	34	117	38	29	29	96	40.25		40.25	6
1A Blue	Pomona	10:25	95	94	46	235	85	88	39	212	223.5	57	58	49	164	52	39	39	130	51.75		51.75	4
1A Blue	Lakeside	9:39	114	112	53	279	108	110	53	271	275.0	78	75	68	221	54	41	40	135	63.10		63.10	2
1A Blue	Summit	9:06	106	108	52	266	107	113	51	271	268.5	73	71	60	204	53	40	39	132	60.45		60.45	3
1A Blue	Bloomington	10:26	118	120	55	293	115	111	52	278	285.5	76	73	64	213	53	40	40	133	63.15		63.15	1
1A Silver	La Sierra	9:03	110	112	54	276	116	114	54	284	280.0	82	84	69	235	56	42	43	141	65.60		65.60	2
1A Silver	Jurupa Valley	9:32	96	100	44	240	109	113	46	268	254.0	70	71	57	198	57	41	38	136	58.80		58.80	4
1A Silver	Elsinore	7:56	99	103	51	253	93	110	45	248	250.5	69	69	56	194	53	38	40	131	57.55		57.55	5
1A Silver	Tustin	10:32	104	106	53	263	112	109	38	259	261.0	97	98	70	265	63	49	45	157	68.30		68.30	1
1A Silver	Sultana	8:52	112	115	57	284	126	128	59	313	298.5	70	70	57	197	54	42	42	138	63.35		63.35	3
2A	San Pedro	8:40	125	119	58	302	134	119	60	313	307.5	74	73	55	202	49	38	40	127	63.65		63.65	3
2A	Desert Hot Springs	10:03	80	82	40	202	92	91	45	228	215.0	54	56	48	158	40	35	37	112	48.50		48.50	4
2A	Redlands	10:46	129	123	59	311	118	116	58	292	301.5	79	82	70	231	54	43	43	140	67.25		67.25	2
2A	Patriot	9:12	136	136	56	328	137	140	60	337	332.5	83	85	71	239	70	52	51	173	74.45		74.45	SS
2A	Serrano	8:39	122	120	55	297	130	144	59	333	315.0	82	83	72	237	62	48	50	160	71.20		71.20	1


Southern California School Band and Orchestra Association

SUMMARY OF FIELD SCORES - AUXILIARY

2008

 I S O N	Lester Oaks Memorial Field Tournament 11/15/08							AVERAGES				NET SCORE	PLACE
		Program Content	Excellence	Net Score	Program Content	Excellence	Net Score	Program Content	Excellence	Average Net Score	PENALTY		
1A Blue	Fairfax			0.0			0.0	0.0	0.0	0.00		0.00	N/S
1A Blue	Santana	319	302	62.1	360	345	70.5	339.5	323.5	66.30		66.30	
1A Blue	Moreno Valley	265	241	50.6	202	201	40.3	233.5	221.0	45.45		45.45	
1A Blue	Pomona	283	279	56.2	282	277	55.9	282.5	278.0	56.05		56.05	
1A Blue	Lakeside	346	332	67.8	355	359	71.4	350.5	345.5	69.60		69.60	1
1A Blue	Summit	336	327	66.3	345	356	70.1	340.5	341.5	68.20		68.20	3
1A Blue	Bloomington	331	318	64.9	372	361	73.3	351.5	339.5	69.10		69.10	2
1A Silver	La Sierra	366	352	71.8	375	364	73.9	370.5	358.0	72.85		72.85	2
1A Silver	Jurupa Valley	356	345	70.1	348	345	69.3	352.0	345.0	69.70		69.70	3
1A Silver	Elsinore	355	352	70.7	325	315	64.0	340.0	333.5	67.35		67.35	5
1A Silver	Tustin	340	338	67.8	349	346	69.5	344.5	342.0	68.65		68.65	4
1A Silver	Sultana	373	367	74.0	365	357	72.2	369.0	362.0	73.10		73.10	1
2A	San Pedro	333	314	64.7	339	328	66.7	336.0	321.0	65.70		65.70	3
2A	Desert Hot Springs	336	322	65.8	320	316	63.6	328.0	319.0	64.70		64.70	
2A	Redlands	374	370	74.4	373	348	72.1	373.5	359.0	73.25		73.25	2
2A	Patriot	381	368	74.9	375	369	74.4	378.0	368.5	74.65		74.65	1
2A	Serrano	370	354	72.4	400	385	78.5	385.0	369.5	75.45		75.45	SS


SUMMARY OF FIELD SCORES - BANDS

D I V I S I O N	 Lester Oaks Memorial FT 11/15/08	T I M I N G	MUSIC JUDGE #1			MUSIC TOTAL JUDGE #1	MUSIC JUDGE #2			MUSIC TOTAL JUDGE #2	MUSIC AVERAGE	GE JUDGE #1				GE SCORE	VP JUDGE			VISUAL SCORE	Head Judge:			
			MUSICIANSHIP	TECHNIQUE	MUSICAL REPERTOIRE		PROGRAM EFFECTIVENESS	PERFORMANCE EFFECTIVENESS	COORDINATION			TECHNIQUE	EXCELLENCE	COMPOSITION	Tabulator:		TOTAL SCORE	PENALTY	NET SCORE		PLACE			
															TOTAL SCORE							PENALTY	NET SCORE	PLACE
3A	Canyon Springs	8:57	140	142	63	345	130	128	58	316	330.5	98	88	79	265	68	52	50	170	76.55		76.55	3	
3A	Colony	8:27	136	137	58	331	141	142	58	341	336.0	86	80	71	237	64	48	50	162	73.50		73.50	5	
3A	Sierra Vista	9:07	137	140	60	337	139	140	60	339	338.0	99	83	72	254	66	50	51	167	75.90		75.90	4	
3A	Don Antonio Lugo	9:55	143	145	62	350	146	148	63	357	353.5	101	95	81	277	63	48	49	160	79.05		79.05	2	
3A	Arlington	8:53	148	149	70	367	147	146	65	358	362.5	105	101	83	289	67	53	51	171	82.25		82.25	1	
3A	Ramona	8:47	142	144	63	349	143	144	60	347	348.0	102	97	82	281	69	53	52	174	80.30		80.30	Exh	
4A	Redlands East Valley	9:43	157	158	76	391	145	148	65	358	374.5	109	105	86	300	70	53	53	176	85.05		85.05	1	
5A	Rancho Verde	8:33	140	146	68	354	137	133	62	332	343.0	106	103	84	293	65	49	49	163	79.90		79.90	3	
5A	John W. North	8:29	150	152	70	372	149	148	75	372	372.0	107	102	85	294	74	54	56	184	85.00		85.00	2	
5A	Riverside Poly	10:30	160	159	78	397	160	153	76	389	393.0	108	104	86	298	75	57	57	189	88.00		88.00	1	
6A	Riverside King	9:38	165	164	81	410	158	153	74	385	397.5	110	106	87	303	77	58	56	191	89.15		89.15	SS	

Southern California School Band and Orchestra Association

SUMMARY OF FIELD SCORES - AUXILIARY

2008

D I V I S I O N	 Lester Oaks Memorial FT 11/15/08							AVERAGES				NET SCORE	PLACE
		Program Content	Excellence	Net Score	Program Content	Excellence	Net Score	Program Content	Excellence	Average Net Score	PENALTY		
3A	Canyon Springs	413	402	81.5	435	425	86.0	424.0	413.5	83.75		83.75	1
3A	Colony	345	330	67.5	310	289	59.9	327.5	309.5	63.70		63.70	
3A	Sierra Vista	359	348	70.7	368	342	71.0	363.5	345.0	70.85		70.85	
3A	Don Antonio Lugo	375	373	74.8	415	407	82.2	395.0	390.0	78.50		78.50	2
3A	Arlington	369	367	73.6	390	400	79.0	379.5	383.5	76.30		76.30	3
3A	Ramona	422	409	83.1	420	401	82.1	421.0	405.0	82.60		82.60	Exh
4A	Redlands East Valley	407	390	79.7	418	402	82.0	412.5	396.0	80.85		80.85	1
5A	Rancho Verde	367	349	71.6	373	359	73.2	370.0	354.0	72.40		72.40	3
5A	John W. North	423	406	82.9	442	426	86.8	432.5	416.0	84.85		84.85	1
5A	Riverside Poly	418	388	80.6	412	399	81.1	415.0	393.5	80.85		80.85	2
6A	Riverside King	422	419	84.1	438	432	87.0	430.0	425.5	85.55		85.55	SS