



## SUMMARY OF FIELD SCORES - BANDS

C L A S S	 Loara Invitational Field Tournament	TIMING	MUSIC JUDGE #1			MUSIC TOTAL - Judge 1	MUSIC JUDGE #2			MUSIC TOTAL - Judge 2	MUSIC AVERAGE	GE JUDGE #1			GE TOTAL - Judge 1	GE JUDGE #2			GE TOTAL - Judge 2	GE AVERAGE	VP JUDGE			VISUAL SCORE	Head Judge:			
			MUSICIANSHIP	TECHNIQUE	MUSICAL REPERTOIRE		PROGRAM EFFECTIVENESS	PERFORMANCE EFFECTIVENESS	COORDINATION			PROGRAM EFFECTIVENESS	PERFORMANCE EFFECTIVENESS	COORDINATION		TECHNIQUE	EXCELLENCE	COMPOSITION			TOTAL SCORE	PENALTY	NET SCORE		PLACE	Tabulator:		
																										TOTAL SCORE	PENALTY	NET SCORE
			1A GOLD	Orange	9:09		96	102	60			258	105	100		59	264	261.0			60	63	49		172	58	54	50
1A GOLD	Milikan	9:10	100	90	63	253	97	95	48	240	246.5	61	70	46	177	54	52	42	148	162.5	46	34	36	116	52.50		52.50	2
1A GOLD	Laguna Beach	8:15	80	85	45	210	110	105	61	276	243.0	67	73	47	187	52	50	40	142	164.5	45	37	35	117	52.45		52.45	3
1A GOLD	San Luis Obispo	8:06	75	80	47	202	97	96	66	259	230.5	65	62	42	169	56	53	41	150	159.5	46	35	38	119	50.90		50.90	4
1A RED	Sonora	7:17	78	84	43	205	80	82	47	209	207.0	59	56	48	163	62	60	54	176	169.5	47	34	37	118	49.45		49.45	4
1A RED	Fullerton	8:16	105	115	46	266	112	115	62	289	277.5	57	60	42	159	56	56	48	160	159.5	45	34	34	113	55.00		55.00	3
1A RED	Otay Ranch	8:35	120	120	62	302	136	136	69	341	321.5	77	74	55	206	70	72	58	200	203.0	53	42	42	137	66.15		66.15	1
1A RED	Katella	8:16	90	85	55	230	128	126	64	318	274.0	58	59	45	162	60	58	52	170	166.0	48	39	35	122	56.20	1	55.20	2
2A	Rosemead	9:43	76	60	37	173	92	88	48	228	200.5	51	50	43	144	61	59	53	173	158.5	43	31	32	106	46.50		46.50	5
2A	Marina	10:50	116	112	56	284	118	120	62	300	292.0	79	75	62	216	78	75	66	219	217.5	50	40	39	129	63.85		63.85	3
2A	North Hollywood	10:30	98	110	59	267	120	124	64	308	287.5	67	66	51	184	86	85	70	241	212.5	51	43	41	135	63.50		63.50	4
Exhibition	Highland	9:37	150	142	78	370	165	168	83	416	393.0	96	83	70	249	112	111	89	312	280.5	55	44	44	143	81.65		81.65	Ex
2A	Westminster	8:56	118	114	54	286	117	122	64	303	294.5	78	71	58	207	80	78	68	226	216.5	49	42	40	131	64.20		64.20	2
2A	Western	9:21	140	145	72	357	130	137	71	338	347.5	94	85	65	244	89	88	72	249	246.5	57	45	45	147	74.10		74.10	1
3A	Sierra Vista	8:39	130	130	64	324	137	135	70	342	333.0	79	80	64	223	85	84	69	238	230.5	52	41	43	136	69.95		69.95	3
3A	Arlington	8:33	145	143	65	353	139	141	75	355	354.0	95	85	75	255	83	82	67	232	243.5	62	47	46	155	75.25		75.25	1

**SUMMARY OF FIELD SCORES - BANDS**

C L A S S	 <b>Loara Invitational Field Tournament</b>	TIMING	MUSIC JUDGE #1				MUSIC JUDGE #2				MUSIC AVERAGE	GE JUDGE #1				GE JUDGE #2				GE AVERAGE	VP JUDGE			VISUAL SCORE	Head Judge:			
			MUSIC JUDGE #1			MUSIC JUDGE #2			GE JUDGE #1			GE JUDGE #2			VP JUDGE			Tabulator:										
			MUSICIANSHIP	TECHNIQUE	MUSICAL REPERTOIRE	MUSICIANSHIP	TECHNIQUE	MUSICAL REPERTOIRE	PROGRAM	PERFORMANCE EFFECTIVENESS		COORDINATION	PROGRAM	PERFORMANCE EFFECTIVENESS	COORDINATION	TECHNIQUE	EXCELLENCE	COMPOSITION	TOTAL SCORE		PENALTY	NET SCORE	PLACE					
			MUSIC TOTAL - Judge 1				MUSIC TOTAL - Judge 2					GE TOTAL - Judge 1				GE TOTAL - Judge 2												
3A	Don Lugo	9:53	132	132	66	330	135	136	68	339	334.5	78	76	66	220	81	81	65	227	223.5	60	44	45	149	70.70		70.70	2


*Southern California School Band and Orchestra Association*

**SUMMARY OF FIELD SCORES - AUXILIARY**

10/25/2008

<b>C L A S S</b>	 <b>Loara Invitational Field Tournament</b>					<b>NET SCORE</b>	<b>PLACE</b>
		<b>Program Content</b>	<b>Excellence</b>	<b>Net Score</b>	<b>PENALTY</b>		
1A GOLD	<b>Orange</b>	297	282	57.9		<b>57.90</b>	<b>2</b>
1A GOLD	<b>Milikan</b>	338	325	66.3		<b>66.30</b>	<b>1</b>
1A GOLD	<b>Laguna Beach</b>	294	274	56.8		<b>56.80</b>	<b>3</b>
1A GOLD	<b>San Luis Obispo</b>						
1A RED	<b>Sonora</b>	280	276	55.6		<b>55.60</b>	<b>3</b>
1A RED	<b>Fullerton</b>						
1A RED	<b>Otay Ranch</b>	356	343	69.9		<b>69.90</b>	<b>1</b>
1A RED	<b>Katella</b>	295	283	57.8		<b>57.80</b>	<b>2</b>
2A	<b>Rosemead</b>	271	264	53.5		<b>53.50</b>	<b>5</b>
2A	<b>Marina</b>	310	306	61.6		<b>61.60</b>	<b>2</b>
2A	<b>North Hollywood</b>	307	301	60.8		<b>60.80</b>	<b>3</b>
Ex.	<b>Highland</b>	333	324	65.7		<b>65.70</b>	<b>Ex.</b>
2A	<b>Westminster</b>	348	330	67.8		<b>67.80</b>	<b>1</b>
2A	<b>Western</b>	308	278	58.6		<b>58.60</b>	<b>4</b>
3A	<b>Sierra Vista</b>	343	338	68.1		<b>68.10</b>	<b>2</b>
3A	<b>Arlington</b>	369	363	73.2		<b>73.20</b>	<b>1</b>
3A	<b>Don Lugo</b>	386	380	76.6		<b>76.60</b>	<b>SS</b>


## SUMMARY OF FIELD SCORES - BANDS

C L A S S	 Loara Invitational Field Show Tournament	TIMING	MUSIC JUDGE #1			MUSIC TOTAL - Judge 1	MUSIC JUDGE #2			MUSIC TOTAL - Judge 2	MUSIC AVERAGE	GE JUDGE #1			GE TOTAL - Judge 1	GE JUDGE #2			GE TOTAL - Judge 2	GE AVERAGE	VP JUDGE #1			VISUAL SCORE	Head Judge:				
			MUSICIANSHIP	TECHNIQUE	MUSICAL REPERTOIRE		PROGRAM EFFECTIVENESS	PERFORMANCE EFFECTIVENESS	COORDINATION			PROGRAM EFFECTIVENESS	PERFORMANCE EFFECTIVENESS	COORDINATION		TECHNIQUE	EXCELLENCE	COMPOSITION			TOTAL SCORE	PENALTY	NET SCORE		PLACE	Tabulator:			
																										TOTAL SCORE	PENALTY	NET SCORE	PLACE
4A RED	Troy	9:08	140	120	60	320	140	138	68	346	333.0	81	82	62	225	80	78	70	228	226.5	51	40	40	131	69.05		69.05	2	
4A RED	Anaheim	9:35	124	116	52	292	128	132	62	322	307.0	76	72	68	216	79	78	61	218	217.0	53	42	42	137	66.10		66.10	3	
4A RED	Magnolia	9:01	94	96	40	230	127	125	58	310	270.0	72	67	58	197	72	69	65	206	201.5	50	39	41	130	60.15		60.15	4	
4A RED	University	9:15	148	152	76	376	145	144	69	358	367.0	66	80	48	194	74	71	67	212	203.0	55	43	43	141	71.10		71.10	1	
4A GOLD	Downey	9:30	144	146	65	355	144	147	70	361	358.0	96	94	78	268	96	100	82	278	273.0	56	43	43	142	77.30		77.30	1	
4A GOLD	South Hills	7:08	138	136	50	324	136	139	60	335	329.5	96	96	71	263	86	85	72	243	253.0	53	41	44	138	72.05		72.05	4	
4A GOLD	Cypress	8:53	140	141	70	351	141	145	69	355	353.0	77	79	64	220	88	88	74	250	235.0	54	42	43	139	72.70		72.70	3	
4A GOLD	Baldwin Park	8:24	146	140	74	360	140	140	70	350	355.0	85	83	65	233	90	91	76	257	245.0	62	43	43	148	74.80		74.80	2	
5A	Mayfair	9:54	147	148	58	353	148	149	72	369	361.0	98	101	77	276	100	102	84	286	281.0	64	44	47	155	79.70		79.70	1	
5A	West	8:30	142	142	77	361	135	134	64	333	347.0	86	95	67	248	94	94	78	266	257.0	58	43	44	145	74.90		74.90	3	
5A	Savanna	9:51	150	150	78	378	152	152	75	379	378.5	82	84	68	234	98	101	83	282	258.0	62	43	46	151	78.75		78.75	2	
6A	Diamond Bar	7:36	163	154	79	396	159	158	74	391	393.5	84	84	70	238	96	95	80	271	254.5	64	48	50	162	81.00		81.00	4	
6A	Esperanza	9:09	154	152	80	386	150	151	71	372	379.0	89	94	69	252	95	94	79	268	260.0	63	44	50	157	79.60		79.60	5	
6A	Kennedy	9:06	156	134	75	365	155	155	75	385	375.0	100	95	80	275	104	104	85	293	284.0	65	48	51	164	82.30		82.30	3	
6A	Riverside King	9:31	166	168	76	410	163	163	77	403	406.5	113	108	86	307	108	110	88	306	306.5	69	51	52	172	88.50		88.50	1	
6A	El Dorado	10:05	170	172	84	426	166	164	82	412	419.0	110	105	87	302	115	118	92	325	313.5	71	52	53	176	90.85		90.85	SS	
6A	Chino	10:41	160	164	82	406	162	162	78	402	404.0	111	102	85	298	113	113	90	316	307.0	64	47	52	163	87.40		87.40	2	

Southern California School Band and Orchestra Association

**SUMMARY OF FIELD SCORES - AUXILIARY**

October 25, 2008

C L A S S	 <b>Loara Invitational Field Show Tournament</b>					NET SCORE	PLACE
		Program Content	Excellence	Net Score	PENALTY		
4A RED	<b>Troy</b>	369	352	72.1		<b>72.10</b>	<b>1</b>
4A RED	<b>Anaheim</b>	373	318	69.1		<b>69.10</b>	<b>2</b>
4A RED	<b>Magnolia</b>	351	273	62.4		<b>62.40</b>	<b>4</b>
4A RED	<b>University</b>	361	318	67.9		<b>67.90</b>	<b>3</b>
4A GOLD	<b>Downey</b>	423	393	81.6		<b>81.60</b>	<b>2</b>
4A GOLD	<b>South Hills</b>	435	403	83.8		<b>83.80</b>	<b>1</b>
4A GOLD	<b>Cypress</b>	374	343	71.7		<b>71.70</b>	<b>4</b>
4A GOLD	<b>Baldwin Park</b>	368	373	74.1		<b>74.10</b>	<b>3</b>
5A	<b>Mayfair</b>	442	407	84.9		<b>84.90</b>	<b>1</b>
5A	<b>West</b>	367	340	70.7		<b>70.70</b>	<b>3</b>
5A	<b>Savanna</b>	374	369	74.3		<b>74.30</b>	<b>2</b>
6A	<b>Diamond Bar</b>	434	375	80.9		<b>80.90</b>	<b>5</b>
6A	<b>Esperanza</b>	447	413	86.0		<b>86.00</b>	<b>1</b>
6A	<b>Kennedy</b>	433	397	83.0		<b>83.00</b>	<b>4</b>
6A	<b>Riverside King</b>	437	407	84.4		<b>84.40</b>	<b>3</b>
6A	<b>El Dorado</b>	445	410	85.5		<b>85.50</b>	<b>2</b>
6A	<b>Chino</b>	449	417	86.6		<b>86.60</b>	<b>SS</b>



# Summary of Parade - Field Scores Combined Totals

C L A S S	 <b>Loara Invitational Field Show Tournament</b>	PARADE SCORE	FIELD SCORE	COMBINED SCORE	PLACE	PARADE SCORE	FIELD SCORE	COMBINED SCORE	PLACE
		Band				Auxiliary			
4A RED	Troy		69.05	69.05			72.10	72.10	
4A RED	Anaheim		66.10	66.10			69.10	69.10	
4A RED	Magnolia	80.15	60.15	140.30		66.20	62.40	128.60	
4A RED	University		71.10	71.10			67.90	67.90	
4A GOLD	Downey	79.65	77.30	156.95		78.20	81.60	159.80	
4A GOLD	South Hills	88.30	72.05	160.35		83.40	83.80	167.20	
4A GOLD	Cypress	87.65	72.70	160.35		76.20	71.70	147.90	
4A GOLD	Baldwin Park		74.80	74.80			74.10	74.10	
5A	Mayfair	88.80	79.70	168.50		86.70	84.90	171.60	
5A	West	86.80	74.90	161.70		79.05	70.70	149.75	
5A	Savanna		78.75	78.75			74.30	74.30	
6A	Diamond Bar	92.65	81.00	173.65		82.10	80.90	163.00	
6A	Esperanza		79.60	79.60			86.00	86.00	
6A	Kennedy	92.70	82.30	175.00		87.30	83.00	170.30	
6A	Riverside King	94.95	88.50	183.45		88.20	84.40	172.60	
6A	El Dorado	93.95	90.85	184.80		91.25	85.50	176.75	
6A	Chino	93.60	87.40	181.00		82.20	86.60	168.80	