



SUMMARY OF FIELD SCORES - BANDS

D I V I S I O N	 Moorpark - AM	TIMING	MUSIC JUDGE #1				MUSIC JUDGE #2				MUSIC AVERAGE	GE JUDGE #1				VP JUDGE			VISUAL SCORE	Head Judge:			
			MUSICIANSHIP	TECHNIQUE	MUSICAL REPERTOIRE	MUSIC TOTAL JUDGE #1	MUSICIANSHIP	TECHNIQUE	MUSICAL REPERTOIRE	MUSIC TOTAL JUDGE #2		PROGRAM EFFECTIVENESS	PERFORMANCE EFFECTIVENESS	COORDINATION	GE SCORE	TECHNIQUE	EXCELLENCE	COMPOSITION		Tabulator:			
																				TOTAL SCORE	PENALTY	NET SCORE	PLACE
1A Green	Carpenteria					0				0	0.0				0				0.00		0.00	4	
1A Green	Lancaster	8:34	104	115	58	277	102	100	52	254	265.5	81	82	65	228	50	44	46	140	63.35	0	63.35	1
1A Green	Marshal	9:32	108	103	54	265	100	99	53	252	258.5	71	64	53	188	45	33	32	110	55.65	0	55.65	3
1A Green	Rio Mesa	9:39	96	107	51	254	99	97	50	246	250.0	73	71	54	198	47	36	33	116	56.40	0	56.40	2
1A Gold	Santa Barbara	8:56	101	113	60	274	97	95	50	242	258.0	75	83	70	228	46	31	35	112	59.80	0	59.80	2
1A Gold	San Marcos	9:52	140	137	73	350	137	136	72	345	347.5	104	102	85	291	70	52	54	176	81.45	0	81.45	SS
1A Gold	Hueneme	10:34	70	71	40	181	68	65	32	165	173.0	60	62	43	165	30	20	20	70	40.80	0	40.80	3
1A Gold	Narbonne	9:15	125	138	59	322	101	103	54	258	290.0	79	81	64	224	52	48	45	145	65.90	0	65.90	1
2A Green	Cabrillo	9:25	127	123	62	312	135	135	70	340	326.0	80	78	59	217	55	45	44	144	68.70	0	68.70	3
2A Green	Chaminade	8:58	131	136	64	331	135	135	67	337	334.0	83	85	62	230	56	47	50	153	71.70	0	71.70	2
2A Green	Buena	8:05	123	133	68	324	130	130	65	325	324.5	77	67	57	201	48	42	40	130	65.55	0	65.55	6
2A Green	Valencia	8:40	115	112	55	282	130	130	70	330	306.0	82	80	60	222	60	47	45	152	68.00	0	68.00	5
2A Green	Brea Olinda	8:11	133	118	57	308	129	130	63	322	315.0	85	86	61	232	53	41	45	139	68.60	0	68.60	4
2A Green	Little Rock	7:40	134	120	65	319	137	138	70	345	332.0	89	88	72	249	54	43	40	137	71.80	0	71.80	1
2A Gold	Garfield	10:16	147	142	71	360	132	130	68	330	345.0	83	86	68	237	60	43	45	148	0.00	0	73.00	3
2A Gold	Dos Pueblos	8:13	121	128	53	302	132	136	70	338	320.0	81	84	66	231	48	40	39	127	67.80	0	67.80	5
2A Gold	Westminster	8:48	117	108	57	282	129	129	70	328	305.0	80	79	57	216	49	38	42	129	65.00	0	65.00	6
2A Gold	Bell Gardens	9:09	124	111	59	294	136	138	69	343	318.5	82	85	67	234	50	42	48	140	69.25	0	69.25	4
2A Gold	La Serna	9:15	143	146	73	362	142	142	73	357	359.5	87	86	69	242	62	45	48	155	75.65	0	75.65	2
2A Gold	Royal	9:15	125	127	63	315	140	140	71	351	333.0	100	91	73	264	65	46	49	160	75.70	0	75.70	1


Southern California School Band and Orchestra Association

SUMMARY OF FIELD SCORES - AUXILIARY

2008

D I V I S I O N	 Moorpark - AM							AVERAGES			PENALTY	NET SCORE	PLACE
		Program Content	Excellence	Net Score	Program Content	Excellence	Net Score	Program Content	Excellence	Average Net Score			
1A Green	Carpenteria			0.0			0.0	0.0	0.0	0.00		0.00	4
1A Green	Lancaster	340	330	67.0	378	347	72.5	359.0	338.5	69.75	0.0	69.75	1
1A Green	Marshal	310	280	59.0	273	248	52.1	291.5	264.0	55.55	0.0	55.55	2
1A Green	Rio Mesa	274	310	58.4	262	240	50.2	268.0	275.0	54.30	0.0	54.30	3
1A Gold	Santa Barbara	349	325	67.4	352	341	69.3	350.5	333.0	68.35	0.0	68.35	3
1A Gold	San Marcos	365	320	68.5	392	375	76.7	378.5	347.5	72.60	0.0	72.60	2
1A Gold	Hueneme	220	240	46.0	210	224	43.4	215.0	232.0	44.70	0.0	44.70	4
1A Gold	Narbonne	380	350	73.0	405	382	78.7	392.5	366.0	75.85	0.0	75.85	1
2A Green	Cabrillo	330	315	64.5	342	315	65.7	336.0	315.0	65.10	0.0	65.10	5
2A Green	Chaminade	370	350	72.0	383	365	74.8	376.5	357.5	73.40	0.0	73.40	3
2A Green	Buena	310	288	59.8	296	265	56.1	303.0	276.5	57.95	0.0	57.95	6
2A Green	Valencia	398	370	76.8	414	389	80.3	406.0	379.5	78.55	0.0	78.55	1
2A Green	Brea Olinda	333	305	63.8	358	370	72.8	345.5	337.5	68.30	0.0	68.30	4
2A Green	Littlerock	380	372	75.2	380	379	75.9	380.0	375.5	75.55	0.0	75.55	2
2A Gold	Garfield	378	358	73.6	410	394	80.4	394.0	376.0	77.00	0.0	77.00	1
2A Gold	Dos Pueblos	335	307	64.2	305	284	58.9	320.0	295.5	61.55	0.0	61.55	6
2A Gold	Westminster	362	320	68.2	400	389	78.9	381.0	354.5	73.55	0.0	73.55	2
2A Gold	Bell Gardens	330	300	63.0	370	351	72.1	350.0	325.5	67.55	0.0	67.55	5
2A Gold	La Serna	413	400	81.3	409	390	79.9	411.0	395.0	80.60	0.0	80.60	SS
2A Gold	Royal	363	330	69.3	385	362	74.7	374.0	346.0	72.00	0.0	72.00	3


SUMMARY OF FIELD SCORES - BANDS

D I V I S I O N	 Moorpark- PM	T I M I N G	MUSIC JUDGE #1			MUSIC TOTAL JUDGE #1	MUSIC JUDGE #2			MUSIC TOTAL JUDGE #2	MUSIC AVERAGE	GE JUDGE #1				GE SCORE	VP JUDGE			VISUAL SCORE	Head Judge:		TOTAL SCORE	PENALTY	NET SCORE	PLACE
			MUSICIANSHIP	TECHNIQUE	MUSICAL REPERTOIRE		PROGRAM EFFECTIVENESS	PERFORMANCE EFFECTIVENESS	COORDINATION			TECHNIQUE	EXCELLENCE	COMPOSITION	Tabulator:											
															TOTAL SCORE		PENALTY									
3A	El Camino Real	9:30	106	109	56	271	106	108	60	274	272.5	89	87	70	246	62	46	42	150	66.85	0	66.85	4			
3A	Golden Valley	9:40	116	113	58	287	132	130	72	334	310.5	86	85	69	240	59	43	45	147	69.75	0	69.75	2			
3A	San Marino	8:14	129	110	60	299	130	128	68	326	312.5	90	89	72	251	49	40	42	131	69.45	0	69.45	3			
3A	West Ranch	9:10	156	152	79	387	160	158	81	399	393.0	115	102	86	303	68	52	50	170	86.60	0	86.60	1			
4A	Crescenta Valley	8:47	131	123	57	311	137	135	75	347	329.0	93	90	68	251	46	42	40	128	70.80	0	70.80	4			
4A	Oceanside	9:20	137	140	68	345	140	142	72	354	349.5	103	91	80	274	68	50	52	170	79.35	0	79.35	2			
4A	Helix	9:33	138	135	70	343	134	130	65	329	336.0	90	89	69	248	51	44	45	140	72.40	0	72.40	3			
4A	Hart	9:38	162	164	77	403	163	162	82	407	405.0	119	116	91	326	74	54	55	183	91.40	0	91.40	1			
5A	Chandler	8:52	147	138	75	360	162	162	81	405	382.5	108	109	83	300	63	51	51	165	84.75	0	84.75	5			
5A	Vista	9:22	158	162	79	399	164	162	82	408	403.5	115	109	90	314	61	52	53	166	88.35	0	88.35	2			
5A	La Canada	10:19	121	116	55	292	148	144	75	367	329.5	111	90	73	274	58	39	46	143	74.65	0	74.65	6			
5A	Santa Monica	9:26	159	159	78	396	152	148	78	378	387.0	116	106	88	310	61	48	46	155	85.20	0	85.20	4			
5A	Murrieta Valley	9:36	166	163	83	412	165	165	84	414	413.0	117	110	91	318	66	52	51	169	90.00	0	90.00	1			
5A	Granada Hills	10:36	159	156	76	391	163	160	82	405	398.0	107	106	87	300	60	49	47	156	85.40	0	85.40	3			
6A	Thousand Oaks	8:49	163	165	80	408	164	164	82	410	409.0	116	111	93	320	76	56	57	189	91.80	0	91.80	SS			

Southern California School Band and Orchestra Association

SUMMARY OF FIELD SCORES - AUXILIARY

2008

D I V I S I O N	 Moorpark- PM							AVERAGES				NET SCORE	PLACE
		Program Content	Excellence	Net Score	Program Content	Excellence	Net Score	Program Content	Excellence	Average Net Score	PENALTY		
3A	El Camino Real	400	395	79.5	385	394	77.9	392.5	394.5	78.70	0.0	78.70	2
3A	Golden Valley	325	300	62.5	334	309	64.3	329.5	304.5	63.40	0.0	63.40	4
3A	San Marino	340	330	67.0	342	328	67.0	341.0	329.0	67.00	0.0	67.00	3
3A	West Ranch	440	425	86.5	418	402	82.0	429.0	413.5	84.25	0.0	84.25	1
4A	Crescenta Valley	325	335	66.0	300	290	59.0	312.5	312.5	62.50	0.0	62.50	3
4A	Oceanside	342	320	66.2	381	368	74.9	361.5	344.0	70.55	0.0	70.55	2
4A	Helix	348	322	67.0	384	375	75.9	366.0	348.5	71.45	0.0	71.45	1
4A	Hart	432	428	86.0	438	421	85.9	435.0	424.5	85.95	0.0	85.95	SS
5A	Chandler	381	361	74.2	340	328	66.8	360.5	344.5	70.50	0.0	70.50	6
5A	Vista	368	340	70.8	382	372	75.4	375.0	356.0	73.10	0.0	73.10	5
5A	La Canada	385	376	76.1	425	400	82.5	405.0	388.0	79.30	0.0	79.30	2
5A	Santa Monica	379	365	74.4	380	370	75.0	379.5	367.5	74.70	0.0	74.70	3
5A	Murrieta Valley	420	413	83.3	432	414	84.6	426.0	413.5	83.95	0.0	83.95	1
5A	Granada Hills	372	350	72.2	385	376	76.1	378.5	363.0	74.15	0.0	74.15	4
6A	Thousand Oaks	425	415	84.0	430	418	84.8	427.5	416.5	84.40	0.0	84.40	1