



SUMMARY OF FIELD SCORES - BANDS

D I V I S I O N	 SWRT AM '08	TIMING	MUSIC JUDGE #1			MUSIC TOTAL JUDGE #1	MUSIC JUDGE #2			MUSIC TOTAL JUDGE #2	MUSIC AVERAGE	GE JUDGE #1				GE SCORE	VP JUDGE			VISUAL SCORE	Head Judge:						
			MUSICIANSHIP	TECHNIQUE	MUSICAL REPERTOIRE		MUSICIANSHIP	TECHNIQUE	MUSICAL REPERTOIRE			PROGRAM EFFECTIVENESS	PERFORMANCE EFFECTIVENESS	COORDINATION	TECHNIQUE		EXCELLENCE	COMPOSITION	TOTAL SCORE		PENALTY	NET SCORE	PLACE	Tabulator:			
1A Blue	Carter	7:58	85	88	41	214	88	90	41	219	216.5	66	65	53	184	49	38	36	123	52.35	0	52.35	4				
1A Blue	Bloomington	9:57	101	103	52	256	115	111	54	280	268.0	84	78	65	227	51	39	38	128	62.30	0	62.30	1				
1A Blue	Orange	9:00	99	99	49	247	103	95	50	248	247.5	75	76	58	209	50	40	37	127	58.35	0	58.35	2				
1A Blue	Fullerton	7:45	89	95	50	234	95	105	42	242	238.0	55	69	44	168	46	35	35	116	52.20	0	52.20	5				
1A Blue	San Bernardino	8:00	81	85	39	205	80	78	40	198	201.5	53	49	42	144	45	34	32	111	45.65	0	45.65	6				
1A Blue	Montclair	7:45	83	84	37	204	90	94	45	229	216.5	66	71	54	191	51	38	37	126	53.35	0	53.35	3				
1A White	University City (SD)	9:08	84	86	42	212	119	116	55	290	251.0	86	80	66	232	55	42	44	141	62.40	0	62.40	5				
1A White	Citrus Hill	9:35	98	97	48	243	121	119	56	296	269.5	82	76	64	222	54	43	42	139	63.05	0	63.05	3				
1A White	Lakeside	10:00	107	110	58	275	110	108	52	270	272.5	81	74	62	217	53	44	43	140	62.95	0	62.95	4				
1A White	Charter Oak	8:20	123	120	63	306	130	138	58	326	316.0	91	97	77	265	62	48	49	159	74.00	0	74.00	1				
1A White	Jurupa Valley	8:08	101	108	51	260	105	103	43	251	255.5	73	71	61	205	52	39	40	131	59.15	0	59.15	7				
1A White	Elsinore	7:45	109	105	57	271	104	106	50	260	265.5	76	74	56	206	53	41	43	137	60.85	0	60.85	6				
1A White	Orange Lutheran	9:01	131	128	67	326	126	140	61	327	326.5	88	89	72	249	64	48	51	163	73.85	0	73.85	2				
2A	Redlands	10:18	126	121	62	309	132	139	60	331	320.0	75	78	63	216	60	44	46	150	68.60	0	68.60	6				
2A	Patriot	9:01	133	131	63	327	138	142	67	347	337.0	93	93	74	260	62	47	51	160	75.70	0	75.70	3				
2A	E. Roosevelt	8:07	131	129	61	321	124	123	60	307	314.0	76	77	57	210	58	44	46	148	67.20	0	67.20	8				
2A	West Covina	8:50	132	126	60	318	115	118	57	290	304.0	85	83	68	236	57	43	43	143	68.30	0	68.30	7				
2A	Damien	9:06	135	137	67	339	128	125	61	314	326.5	92	89	75	256	61	48	48	157	73.95	0	73.95	5				
2A	Serrano	8:52	133	132	65	330	126	124	59	309	319.5	96	92	76	264	63	47	49	159	74.25	0	74.25	4				
2A	Eastlake	8:32	139	140	68	347	148	148	65	361	354.0	95	93	78	266	62	50	53	165	78.50	0	78.50	1				
2A	Norco	8:15	130	135	66	331	143	144	66	353	342.0	92	90	76	258	61	50	53	164	76.40	0	76.40	2				


Southern California School Band and Orchestra Association

SUMMARY OF FIELD SCORES - AUXILIARY

2008

D I V I S I O N	 SWRT AM '08							AVERAGES				NET SCORE	PLACE
		Program Content	Excellence	Net Score	Program Content	Excellence	Net Score	Program Content	Excellence	Average Net Score	PENALTY		
1A Blue	Carter	268	260	52.8	245	238	48.3	256.5	249.0	50.55	0.0	50.55	4
1A Blue	Bloomington	298	310	60.8	320	310	63.0	309.0	310.0	61.90	0.0	61.90	2
1A Blue	Orange	278	275	55.3	300	270	57.0	289.0	272.5	56.15	0.0	56.15	3
1A Blue	Fullerton	0	0	0.0	0	0	0.0	0.0	0.0	0.00	0.0	0.00	6
1A Blue	San Bernardino	250	231	48.1	220	210	43.0	235.0	220.5	45.55	0.0	45.55	5
1A Blue	Montclair	315	321	63.6	325	315	64.0	320.0	318.0	63.80	0.0	63.80	1
1A White	University City (SD)	388	390	77.8	360	350	71.0	374.0	370.0	74.40	0.0	74.40	2
1A White	Citrus Hill	370	350	72.0	368	355	72.3	369.0	352.5	72.15	0.0	72.15	3
1A White	Lakeside	345	349	69.4	295	280	57.5	320.0	314.5	63.45	0.0	63.45	7
1A White	Charter Oak	390	400	79.0	430	425	85.5	410.0	412.5	82.25	0.0	82.25	1
1A White	Jurupa Valley	335	345	68.0	357	352	70.9	346.0	348.5	69.45	0.0	69.45	5
1A White	Elsinore	340	350	69.0	350	343	69.3	345.0	346.5	69.15	0.0	69.15	6
1A White	Orange Lutheran	346	355	70.1	365	348	71.3	355.5	351.5	70.70	0.0	70.70	4
2A	Redlands	375	375	75.0	365	350	71.5	370.0	362.5	73.25	0.0	73.25	7
2A	Patriot	400	400	80.0	389	378	76.7	394.5	389.0	78.35	0.0	78.35	4
2A	E. Roosevelt	392	405	79.7	385	377	76.2	388.5	391.0	77.95	0.0	77.95	5
2A	West Covina	390	368	75.8	380	370	75.0	385.0	369.0	75.40	0.0	75.40	6
2A	Damien	325	310	63.5	400	380	78.0	362.5	345.0	70.75	0.0	70.75	8
2A	Serrano	412	415	82.7	435	428	86.3	423.5	421.5	84.50	0.0	84.50	3
2A	Eastlake	445	450	89.5	445	435	88.0	445.0	442.5	88.75	0.0	88.75	1
2A	Norco	418	415	83.3	440	437	87.7	429.0	426.0	85.50	0.0	85.50	2


SUMMARY OF FIELD SCORES - BANDS

D I V I S I O N	 SWRT PM FT	TIMING	MUSIC JUDGE #1			MUSIC TOTAL JUDGE #1	MUSIC JUDGE #2			MUSIC TOTAL JUDGE #2	MUSIC AVERAGE	GE JUDGE #1				GE SCORE	VP JUDGE			VISUAL SCORE	Head Judge:			
			MUSICIANSHIP	TECHNIQUE	MUSICAL REPERTOIRE		PROGRAM EFFECTIVENESS	PERFORMANCE EFFECTIVENESS	COORDINATION			TECHNIQUE	EXCELLENCE	COMPOSITION	Tabulator:									
															TOTAL SCORE		PENALTY	NET SCORE	PLACE					
3A	Canyon Springs	8:21	134	137	68	339	142	138	64	344	341.5	92	97	73	262	65	51	50	166	76.95	0	76.95	4	
3A	Colony	8:58	147	145	70	362	147	144	65	356	359.0	91	90	70	251	62	50	48	160	77.00	0	77.00	3	
3A	Gladstone	8:19	150	149	72	371	150	147	66	363	367.0	94	98	77	269	67	52	52	171	80.70	0	80.70	1	
3A	Azusa	8:58	148	147	73	368	145	142	67	354	361.0	95	94	75	264	66	50	53	169	79.40	0	79.40	2	
3A	Hesperia	9:48	145	146	71	362	133	136	62	331	346.5	78	73	65	216	60	44	44	148	71.05	0	71.05	5	
3A	Ramona (exh)	8:28	155	153	74	382	144	141	65	350	366.0	96	97	78	271	63	48	51	162	79.90	0	79.90	EXH	
4A	Covina	9:01	149	147	72	368	143	138	67	348	358.0	91	90	74	255	56	42	42	140	75.30	0	75.30	2	
4A	G. Wilson	8:35	158	157	76	391	152	150	71	373	382.0	96	95	76	267	66	51	50	167	81.60	0	81.60	1	
5A	Rancho Verde	8:34	156	152	75	383	154	152	73	379	381.0	97	95	78	270	64	51	48	163	81.40	0	81.40	3	
5A	Rowland	9:25	161	159	79	399	157	155	74	386	392.5	103	107	79	289	69	52	53	174	85.55	0	85.55	2	
5A	Poly	10:01	163	162	81	406	156	154	73	383	394.5	109	103	80	292	70	53	53	176	86.25	0	86.25	1	
6A	Eastside	9:01	153	154	73	380	134	134	65	333	356.5	79	75	72	226	54	42	38	134	71.65	0	71.65	2	
6A	Etiwanda	8:34	168	165	85	418	159	153	76	388	403.0	108	104	78	290	71	53	54	178	87.10	0	87.10	1	
6A	Rncho Buena Vista	9:48	171	170	87	428	162	162	81	405	416.5	110	102	83	295	72	54	54	180	89.15	0	89.15	SS	

Southern California School Band and Orchestra Association

SUMMARY OF FIELD SCORES - AUXILIARY

2008

D I V I S I O N	 SWRT PM FT							AVERAGES				NET SCORE	PLACE
		Program Content	Excellence	Net Score	Program Content	Excellence	Net Score	Program Content	Excellence	Average Net Score	PENALTY		
3A	Canyon Springs	410	390	80.0	412	415	82.7	411.0	402.5	81.35	0.0	81.35	3
3A	Colony	335	315	65.0	288	279	56.7	311.5	297.0	60.85	0.0	60.85	4
3A	Gladstone	415	415	83.0	425	410	83.5	420.0	412.5	83.25	0.0	83.25	2
3A	Azusa	413	415	82.8	430	420	85.0	421.5	417.5	83.90	0.0	83.90	1
3A	Hesperia	325	310	63.5	270	250	52.0	297.5	280.0	57.75	0.0	57.75	5
3A	Ramona (exh)	420	431	85.1	440	438	87.8	430.0	434.5	86.45	0.0	86.45	EXH
4A	Covina	355	360	71.5	360	345	70.5	357.5	352.5	71.00	0.0	71.00	2
4A	G. Wilson	413	438	85.1	430	447	87.7	421.5	442.5	86.40	0.0	86.40	1
5A	Rancho Verde	375	370	74.5	370	350	72.0	372.5	360.0	73.25	0.0	73.25	3
5A	Rowland	430	438	86.8	435	430	86.5	432.5	434.0	86.65	0.0	86.65	1
5A	Poly	413	425	83.8	425	415	84.0	419.0	420.0	83.90	0.0	83.90	2
6A	Eastside	362	355	71.7	285	279	56.4	323.5	317.0	64.05	0.0	64.05	3
6A	Etiwanda	440	438	87.8	449	445	89.4	444.5	441.5	88.60	0.0	88.60	SS
6A	Rncho Buena Vista	450	445	89.5	440	425	86.5	445.0	435.0	88.00	0.0	88.00	2