



SUMMARY OF FIELD SCORES - BANDS

D I V I S I O N	 Hart Rampage	TIMING	MUSIC JUDGE #1			MUSIC TOTAL JUDGE #1	MUSIC JUDGE #2			MUSIC TOTAL JUDGE #2	MUSIC AVERAGE	GE JUDGE #1				GENERAL EFFECT SCORE	VP JUDGE			VISUAL SCORE	Head Judge: Tabulator:				
			MUSICIANSHIP	TECHNIQUE	MUSICAL REPERTOIRE		MUSICIANSHIP	TECHNIQUE	MUSICAL REPERTOIRE			PROGRAM	EFFECTIVENESS	PERFORMANCE	EFFECTIVENESS		COORDINATION	TECHNIQUE	EXCELLENCE		COMPOSITION	TOTAL SCORE	PENALTY	NET SCORE	PLACE
1A	Lompoc	9:50	95	107	56	258	102	90	52	244	251.0	61	70	43	174	58	47	46	151	57.60		57.60	5		
1A	Atascadero	9:10	100	110	65	275	85	83	38	206	240.5	63	69	41	173	62	43	42	147	56.05		56.05	7		
1A	Manual Arts	8:25	90	97	48	235	80	82	40	202	218.5	52	55	38	145	52	37	37	126	48.95		48.95	8		
1A	Fairfax	11:37	112	114	67	293	105	86	50	241	267.0	65	73	46	184	60	40	44	144	59.50	2	57.50	6		
1A	Nordhoff	9:00	120	118	68	306	120	110	69	299	302.5	69	81	49	199	52	39	40	131	63.25		63.25	2		
1A	Monrovia	8:19	110	111	63	284	115	108	65	288	286.0	74	86	54	214	61	42	50	153	65.30		65.30	1		
1A	Rosamond	9:05	115	113	60	288	104	102	53	259	273.5	66	75	42	183	57	41	39	137	59.35		59.35	4		
1A	Lancaster	9:15	126	116	64	306	101	103	49	253	279.5	71	78	52	201	59	44	47	150	63.05		63.05	3		
2A Red	San Pedro	8:59	128	120	63	311	116	100	55	271	291.0	73	71	44	188	56	43	40	139	61.80		61.80	4		
2A Red	Simi Valley	8:30	133	128	69	330	99	101	54	254	292.0	70	77	47	194	59	46	43	148	63.40		63.40	3		
2A Red	Birmingham	10:02	92	96	62	250	68	70	35	173	211.5	54	56	37	147	50	36	37	123	48.15		48.15	5		
2A Red	Palmdale	8:33	132	133	70	335	100	100	52	252	293.5	91	94	71	256	58	38	41	137	68.65		68.65	1		
2A Red	Oxnard	10:59	120	118	66	304	99	97	53	249	276.5	83	81	62	226	57	42	39	138	64.05		64.05	2		
2A Black	Valencia	8:52	129	130	64	323	119	109	62	290	306.5	79	76	57	212	58	40	44	142	66.05		66.05	4		
2A Black	West	7:19	134	137	71	342	121	111	63	295	318.5	81	74	66	221	56	43	48	147	68.65		68.65	3		
2A Black	Littlerock	7:47	142	134	73	349	130	127	70	327	338.0	87	95	76	258	62	49	50	161	75.70		75.70	1		
2A Black	Centennial	9:55	130	126	65	321	107	98	53	258	289.5	72	72	42	186	60	45	47	152	62.75		62.75	6		
2A Black	Canyon	8:51	134	127	67	328	112	110	54	276	302.0	84	87	69	240	59	41	45	145	68.70		68.70	2		
2A Black	Buena	7:40	129	122	61	312	109	96	55	260	286.0	82	75	53	210	55	39	41	135	63.10		63.10	5		


SUMMARY OF FIELD SCORES - BANDS

D I V I S I O N	 Hart Rampage	TIMING	MUSIC JUDGE #1				MUSIC JUDGE #2				MUSIC AVERAGE	GE JUDGE #1				GENERAL EFFECT SCORE	VP JUDGE			VISUAL SCORE	Head Judge: Tabulator:																			
			MUSICIANSHIP	TECHNIQUE	MUSICAL REPERTOIRE	MUSIC TOTAL JUDGE #1	MUSICIANSHIP	TECHNIQUE	MUSICAL REPERTOIRE	MUSIC TOTAL JUDGE #2		PROGRAM EFFECTIVENESS	PERFORMANCE EFFECTIVENESS	COORDINATION	GENERAL EFFECT SCORE		TECHNIQUE	EXCELLENCE	COMPOSITION		VISUAL SCORE	TOTAL SCORE	PENALTY	NET SCORE	PLACE															
																										MUSIC JUDGE #1				MUSIC JUDGE #2				VP JUDGE			Head Judge: Tabulator:			
																										MUSIC JUDGE #1				MUSIC JUDGE #2				VP JUDGE			Head Judge: Tabulator:			
3A	Bakersfield	8:40	126	120	62	308	118	108	66	292	300.0	86	85	67	238	56	41	44	141	67.90		67.90	4																	
3A	John Burroughs	10:40	122	116	60	298	109	107	50	266	282.0	66	73	47	186	52	38	41	131	59.90		59.90	7																	
3A	El Camino Real	9:21	120	102	50	272	114	109	56	279	275.5	73	71	55	199	60	45	49	154	62.85		62.85	6																	
3A	Liberty	8:54	143	134	78	355	139	131	75	345	350.0	83	89	72	244	54	39	45	138	73.20		73.20	2																	
3A	Golden Valley	9:40	139	123	72	334	123	120	64	307	320.5	78	81	65	224	57	43	42	142	68.65		68.65	3																	
3A	South	8:42	116	112	59	287	112	104	57	273	280.0	76	79	62	217	59	44	43	146	64.30		64.30	5																	
3A	West Ranch	9:10	150	142	81	373	140	144	76	360	366.5	110	108	86	304	65	47	56	168	83.85		83.85	SS																	
3A	Saugus	9:09	134	130	73	337	132	132	74	338	337.5	102	103	81	286	67	49	50	166	78.95		78.95	1																	
4A	Quartz Hill	8:27	119	110	67	296	125	123	59	307	301.5	71	74	59	204	58	42	40	140	64.55		64.55	2																	
4A	Frontier	9:02	135	135	72	342	141	134	75	350	346.0	96	99	73	268	60	44	44	148	76.20		76.20	1																	
4A	Hart (Host)	9:51	163	165	82	410	150	148	77	375	392.5	111	112	88	311	72	53	55	180	88.35		88.35	HOST																	
5A	La Canada	10:13	142	133	69	344	137	131	68	336	340.0	89	91	74	254	55	40	46	141	73.50		73.50	1																	

Southern California School Band and Orchestra Association

SUMMARY OF FIELD SCORES - AUXILIARY


2008

D I V I S I O N	 Hart Rampage							AVERAGES			PENALTY	NET SCORE	PLACE
		Program Content	Excellence	Net Score	Program Content	Excellence	Net Score	Program Content	Excellence	Average Net Score			
1A	Lompoc	280	288	56.8	290	280	57.0	285.0	284.0	56.90		56.90	5
1A	Atascadero	295	220	51.5	270	255	52.5	282.5	237.5	52.00		52.00	7
1A	Manual Arts	251	243	49.4	275	260	53.5	263.0	251.5	51.45		51.45	8
1A	Fairfax	273	269	54.2	285	279	56.4	279.0	274.0	55.30		55.30	6
1A	Nordhoff	291	286	57.7	300	290	59.0	295.5	288.0	58.35		58.35	3
1A	Monrovia	311	303	61.4	320	295	61.5	315.5	299.0	61.45		61.45	1
1A	Rosamond	286	284	57.0	310	285	59.5	298.0	284.5	58.25		58.25	4
1A	Lancaster	284	281	56.5	315	288	60.3	299.5	284.5	58.40		58.40	2
2A Red	San Pedro	287	280	56.7	300	280	58.0	293.5	280.0	57.35		57.35	3
2A Red	Simi Valley	271	260	53.1	290	276	56.6	280.5	268.0	54.85		54.85	4
2A Red	Birmingham	243	239	48.2	250	230	48.0	246.5	234.5	48.10		48.10	5
2A Red	Palmdale	325	311	63.6	320	280	60.0	322.5	295.5	61.80		61.80	1
2A Red	Oxnard	306	299	60.5	310	278	58.8	308.0	288.5	59.65		59.65	2
2A	Valencia	318	302	62.0	370	360	73.0	344.0	331.0	67.50		67.50	2
A Blac	West	315	297	61.2	330	300	63.0	322.5	298.5	62.10		62.10	4
A Blac	Littlelock	316	300	61.6	355	340	69.5	335.5	320.0	65.55		65.55	3
A Blac	Centennial	279	264	54.3	270	250	52.0	274.5	257.0	53.15		53.15	5
A Blac	Canyon	341	333	67.4	360	345	70.5	350.5	339.0	68.95		68.95	1
A Blac	Buena	270	261	53.1	255	235	49.0	262.5	248.0	51.05		51.05	6

Southern California School Band and Orchestra Association

SUMMARY OF FIELD SCORES - AUXILIARY

2008

D I V I S I O N	 Hart Rampage							AVERAGES				NET SCORE	PLACE
		Program Content	Excellence	Net Score	Program Content	Excellence	Net Score	Program Content	Excellence	Average Net Score	PENALTY		
3A	Bakersfield	311	301	61.2	285	276	56.1	298.0	288.5	58.65		58.65	4
3A	John Burroughs	260	241	50.1	250	220	47.0	255.0	230.5	48.55		48.55	7
3A	El Camino Real	360	376	73.6	350	340	69.0	355.0	358.0	71.30		71.30	2
3A	Liberty	306	321	62.7	295	310	60.5	300.5	315.5	61.60		61.60	3
3A	Golden Valley	271	260	53.1	288	278	56.6	279.5	269.0	54.85		54.85	6
3A	South	290	280	57.0	290	279	56.9	290.0	279.5	56.95		56.95	5
3A	West Ranch	416	399	81.5	375	360	73.5	395.5	379.5	77.50		77.50	SS
3A	Saugus	401	380	78.1	372	365	73.7	386.5	372.5	75.90		75.90	1
4A	Quartz Hill	278	266	54.4	292	277	56.9	285.0	271.5	55.65		55.65	2
4A	Frontier	315	308	62.3	280	260	54.0	297.5	284.0	58.15		58.15	1
4A	Hart (Host)	410	395	80.5	440	420	86.0	425.0	407.5	83.25		83.25	HOST
5A	La Canada	407	391	79.8	375	360	73.5	391.0	375.5	76.65		76.65	1