



SUMMARY OF FIELD SCORES - BANDS

D I V I S I O N	 RBV Premier Field Tournament	T I M I N G	MUSIC JUDGE #1			MUSIC TOTAL JUDGE #1	MUSIC JUDGE #2			MUSIC TOTAL JUDGE #2	MUSIC AVERAGE	GE JUDGE #1				GE SCORE	VP JUDGE			VISUAL SCORE	Head Judge: Tabulator:			
			MUSICIANSHIP	TECHNIQUE	MUSICAL REPERTOIRE		MUSICIANSHIP	TECHNIQUE	MUSICAL REPERTOIRE			PROGRAM EFFECTIVENESS	PERFORMANCE EFFECTIVENESS	COORDINATION	TECHNIQUE		EXCELLENCE	COMPOSITION	TOTAL SCORE		PENALTY	NET SCORE	PLACE	
1A	Escondido	10:32	95	101	45	241	91	94	44	229	235.0	62	66	48	176	48	38	31	117	52.80	0	52.80	6	
1A	Silverado	9:24	94	96	47	237	115	111	57	283	260.0	67	65	56	188	51	40	41	132	58.00	0	58.00	5	
1A	Orange Glen	9:35	92	97	46	235	93	96	42	231	233.0	63	59	49	171	44	36	28	108	51.20	0	51.20	7	
1A	Mt. Miguel	7:42	82	80	49	211	88	85	41	214	212.5	59	55	50	164	50	29	44	123	49.95	0	49.95	8	
1A	West Hills	7:59	99	98	52	249	96	98	54	248	248.5	71	69	58	193	58	44	50	152	59.85	0	59.85	3	
1A	Grossmont	9:28	107	109	57	273	111	106	49	266	269.5	69	65	56	190	53	39	45	137	59.65	0	59.65	4	
1A	Santa Margarita	8:20	99	103	55	257	106	121	52	279	268.0	70	69	57	196	65	48	48	161	62.50	0	62.50	1	
1A	Otay Ranch	8:25	100	101	50	251	106	121	58	285	268.0	69	71	55	195	56	41	42	139	60.20	0	60.20	2	
2A	La Costa Canyon	10:45	106	108	51	265	131	134	63	328	296.5	66	69	51	186	51	43	38	132	61.45	0	61.45	3	
2A	Yucaipa	9:53	115	120	61	296	114	112	53	279	287.5	68	67	54	189	59	46	46	151	62.75	0	62.75	2	
2A	Carlsbad	6:33	120	128	52	300	124	127	67	318	309.0	70	72	50	192	67	50	49	166	66.70	1	65.70	1	
2A	Serra	7:49	113	115	56	284	92	99	47	238	261.0	64	65	55	184	53	38	40	131	57.60	0	57.60	4	
2A	El Capitan	9:35	101	100	58	259	89	93	45	227	243.0	61	61	52	174	48	37	37	122	53.90	0	53.90	5	


Southern California School Band and Orchestra Association

SUMMARY OF FIELD SCORES - AUXILIARY

2008

D I V I S I O N	 RBV Premier Field Tournament							AVERAGES				NET SCORE	PLACE
		Program Content	Excellence	Net Score	Program Content	Excellence	Net Score	Program Content	Excellence	Average Net Score	PENALTY		
1A	Escondido	360	349	70.9	290	280	57.0	325.0	314.5	63.95	0.0	63.95	3
1A	Silverado	280	275	55.5	280	276	55.6	280.0	275.5	55.55	0.0	55.55	6
1A	Orange Glen	273	265	53.8	288	279	56.7	280.5	272.0	55.25	0.0	55.25	7
1A	Mt. Miguel	361	350	71.1	270	260	53.0	315.5	305.0	62.05	0.0	62.05	4
1A	West Hills	390	375	76.5	385	370	75.5	387.5	372.5	76.00	0.0	76.00	2
1A	Grossmont	260	240	50.0	310	285	59.5	285.0	262.5	54.75	0.0	54.75	8
1A	Santa Margarita	410	378	78.8	380	360	74.0	395.0	369.0	76.40	0.0	76.40	1
1A	Otay Ranch	276	285	56.1	340	310	65.0	308.0	297.5	60.55	0.0	60.55	5
2A	La Costa Canyon	262	255	51.7	295	280	57.5	278.5	267.5	54.60	0.0	54.60	4
2A	Yucaipa	275	260	53.5	310	285	59.5	292.5	272.5	56.50	0.0	56.50	3
2A	Carlsbad	261	241	50.2	288	276	56.4	274.5	258.5	53.30	0.0	53.30	5
2A	Serra	372	368	74.0	320	290	61.0	346.0	329.0	67.50	0.0	67.50	1
2A	El Capitan	279	273	55.2	300	282	58.2	289.5	277.5	56.70	0.0	56.70	2


SUMMARY OF FIELD SCORES - BANDS

D I V I S I O N	 RBV Premier Field Tournament	T I M I N G	MUSIC JUDGE #1			MUSIC TOTAL JUDGE #1	MUSIC JUDGE #2			MUSIC TOTAL JUDGE #2	MUSIC AVERAGE	GE JUDGE #1				GE SCORE	VP JUDGE			VISUAL SCORE	Head Judge:		TOTAL SCORE	PENALTY	NET SCORE	PLACE
			MUSICIANSHIP	TECHNIQUE	MUSICAL REPERTOIRE		PROGRAM EFFECTIVENESS	PERFORMANCE EFFECTIVENESS	COORDINATION			TECHNIQUE	EXCELLENCE	COMPOSITION	Tabulator:											
															TOTAL SCORE		NET SCORE									
3A	Canyon Springs	8:32	115	118	59	292	127	115	63	305	298.5	75	78	64	217	63	43	51	157	67.25	0	67.25	3			
3A	Olympian	8:35	101	101	51	253	95	100	50	245	249.0	59	57	50	166	39	28	27	94	50.90	0	50.90	6			
3A	La Quinta	8:52	109	107	57	273	135	136	67	338	305.5	79	81	66	226	69	53	53	175	70.65	0	70.65	1			
3A	Valhalla	8:08	102	104	55	261	106	113	53	272	266.5	77	79	65	221	51	40	40	131	61.85	0	61.85	4			
3A	Ramona (Riv)	9:26	106	105	56	267	116	111	55	282	274.5	82	83	70	235	70	54	54	178	68.75	0	68.75	2			
3A	Bonita Vista	9:50	102	103	52	257	108	105	52	265	261.0	74	71	58	203	52	41	42	135	59.90	0	59.90	5			
2Awin	Carlsbad (2Awin)	6:40	118	120	53	291	126	130	64	320	305.5	73	80	55	208	68	51	49	168	68.15	1	67.15	EXH			
4A	San Marcos	9:44	140	138	68	346	137	127	70	334	340.0	88	89	75	252	71	54	52	177	76.90	0	76.90	1			
4A	El Camino	9:33	125	130	60	315	133	129	59	321	318.0	75	84	70	229	58	44	43	145	69.20	0	69.20	4			
4A	Tesoro	9:05	130	128	62	320	127	120	55	302	311.0	89	92	75	256	70	53	54	177	74.40	0	74.40	2			
4A	Oceanside	8:09	124	126	63	313	119	115	56	290	301.5	72	83	69	224	69	52	51	172	69.75	0	69.75	3			
5A	Vista	9:40	155	150	73	378	152	156	76	384	381.0	90	93	77	260	72	53	53	178	81.90	0	81.90	2			
5A	Murrieta Valley	9:38	163	154	72	389	157	153	81	391	390.0	92	96	78	266	70	51	50	171	82.70	0	82.70	1			
6A	Woodbridge	9:23	153	148	68	369	148	151	73	372	370.5	98	99	81	278	72	54	54	180	82.85		82.85	1			
6A	Mt. Carmel	8:39	160	162	81	403	154	156	78	388	395.5	100	94	86	280	72	54	56	182	85.75		85.75	SS			

Southern California School Band and Orchestra Association

SUMMARY OF FIELD SCORES - AUXILIARY

2008

D I V I S I O N	 RBV Premier Field Tournament							AVERAGES				NET SCORE	PLACE
		Program Content	Excellence	Net Score	Program Content	Excellence	Net Score	Program Content	Excellence	Average Net Score	PENALTY		
3A	Canyon Springs	385	360	74.5	390	380	77.0	387.5	370.0	75.75	0.0	75.75	2
3A	Olympian	275	250	52.5	290	280	57.0	282.5	265.0	54.75	0.0	54.75	6
3A	La Quinta	380	330	71.0	385	376	76.1	382.5	353.0	73.55	0.0	73.55	3
3A	Valhalla	360	310	67.0	300	280	58.0	330.0	295.0	62.50	0.0	62.50	5
3A	Ramona (Riv)	386	370	75.6	420	400	82.0	403.0	385.0	78.80	0.0	78.80	1
3A	Bonita Vista	365	300	66.5	350	340	69.0	357.5	320.0	67.75	0.0	67.75	4
2Awin	Carlsbad (2Awin)	270	256	52.6	280	276	55.6	275.0	266.0	54.10	0.0	54.10	EXH
4A	San Marcos	375	369	74.4	345	330	67.5	360.0	349.5	70.95	0.0	70.95	1
4A	El Camino	325	298	62.3	310	285	59.5	317.5	291.5	60.90	0.0	60.90	4
4A	Tesoro	368	311	67.9	355	340	69.5	361.5	325.5	68.70	0.0	68.70	2
4A	Oceanside	372	360	73.2	285	270	55.5	328.5	315.0	64.35	0.0	64.35	3
5A	Vista	374	359	73.3	360	340	70.0	367.0	349.5	71.65	0.0	71.65	1
5A	Murrieta Valley	367	342	70.9	330	310	64.0	348.5	326.0	67.45	0.0	67.45	2
6A	Woodbridge	415	398	81.3	430	420	85.0	422.5	409.0	83.15	0.0	83.15	1
6A	Mt. Carmel	410	390	80.0	440	430	87.0	425.0	410.0	83.50	0.0	83.50	SS