



SUMMARY OF FIELD SCORES - BANDS

CLASS	 Vista Invitational Field Tournament	TIMING	MUSIC JUDGE #1				MUSIC JUDGE #2				MUSIC AVERAGE	GE JUDGE #1				GE JUDGE #2				GE AVERAGE	VP JUDGE #1			VP JUDGE #2			VISUAL AVERAGE	Head Judge: Tabulator:																	
			MUSICIANSHIP	TECHNIQUE	MUSICAL REPERTOIRE	MUSIC TOTAL -	MUSICIANSHIP	TECHNIQUE	MUSICAL REPERTOIRE	MUSIC TOTAL -		PROGRAM EFFECTIVENESS	PERFORMANCE EFFECTIVENESS	COORDINATION	GE TOTAL -	PROGRAM EFFECTIVENESS	PERFORMANCE EFFECTIVENESS	COORDINATION	GE TOTAL -		GE AVERAGE	TECHNIQUE	EXCELLENCE	COMPOSITION	VP TOTAL -	TECHNIQUE		EXCELLENCE	COMPOSITION	VP TOTAL -	VISUAL AVERAGE	TOTAL SCORE	PENALTY	NET SCORE	PLACE										
																																				GE TOTAL -				VP JUDGE #1			VP JUDGE #2		
																																				GE TOTAL -				VP JUDGE #1			VP JUDGE #2		
1A Red	Steele Canyon	8:32	85	90	40	215	100	102	50	252	233.5	64	66	51	181	64	60	48	172	176.5	42	33	31	106	43	32	30	105	105.5	51.55		51.55	5												
1A Red	Sweetwater	7:28	100	105	50	255	107	108	53	268	261.5	81	83	64	228	72	76	56	204	216.0	47	37	38	122	48	37	37	122	122.0	59.95		59.95	3												
1A Red	Valley Center	8:46	80	80	49	209	113	112	55	280	244.5	69	69	55	193	86	82	60	228	210.5	46	35	33	114	46	35	35	116	115.0	57.00		57.00	4												
1A Red	Grossmont	9:19	101	100	52	253	95	99	49	243	248.0	88	89	69	246	86	84	62	232	239.0	46	41	44	131	52	38	39	129	130.0	61.70		61.70	2												
1A Red	Otay Ranch	8:58	115	116	54	285	120	121	63	304	294.5	78	79	62	219	88	86	64	238	228.5	48	43	45	136	47	36	36	119	127.5	65.05		65.05	1												
1A Black	Mt. Miguel	7:43	72	72	35	179	75	76	36	187	183.0	70	70	56	196	52	52	39	143	169.5	34	25	27	86	40	30	28	98	92.0	44.45		44.45	5												
1A Black	University City	9:12	73	77	41	191	106	107	50	263	227.0	80	80	63	223	88	82	65	235	229.0	46	40	43	129	45	34	32	111	120.0	57.60		57.60	3												
1A Black	Santa Margarita Catholic	8:18	103	104	51	258	110	111	54	275	266.5	96	92	78	266	74	78	60	212	239.0	65	51	49	165	58	44	46	148	156.5	66.20		66.20	1												
1A Black	Bellflower	8:29	98	98	52	248	100	101	51	252	250.0	72	72	58	202	72	72	56	200	201.0	60	44	44	148	48	36	34	118	133.0	58.40	1	57.40	4												
1A Black	Temescal Canyon	9:07	112	103	49	264	108	109	51	268	266.0	84	85	66	235	88	88	64	240	237.5	63	49	47	159	61	42	44	147	153.0	65.65		65.65	2												
2A	La Costa Canyon	8:22	128	127	55	310	123	124	53	300	305.0	71	71	57	199	70	70	55	195	197.0	52	35	37	124	47	34	34	115	119.5	62.15		62.15	7												
2A	Segerstrom	10:15	65	65	30	160	65	72	40	177	168.5	64	64	47	175	45	45	40	130	152.5	32	24	24	80	35	26	25	86	83.0	40.40		40.40	8												
2A	Temecula Valley	9:13	133	133	65	331	102	103	49	254	292.5	94	97	79	270	90	90	77	257	263.5	63	52	51	166	65	50	51	166	166.0	72.20		72.20	3												
2A	San Pasqual	8:41	116	117	53	286	115	115	60	290	288.0	73	73	59	205	88	88	70	246	225.5	62	48	46	156	49	37	35	121	138.5	65.20		65.20	5												
2A	Scripps Ranch	8:20	97	125	54	276	106	109	51	266	271.0	81	81	64	226	90	90	72	252	239.0	49	39	41	129	50	38	37	125	127.0	63.70		63.70	6												
2A	Carlsbad	8:37	132	134	66	332	152	151	74	377	354.5	97	101	82	280	95	93	75	263	271.5	69	53	52	174	64	49	49	162	168.0	79.40		79.40	2												
2A	Serra	7:30	114	115	50	279	125	125	54	304	291.5	76	77	60	213	88	88	69	245	229.0	65	52	52	169	48	39	36	123	146.0	66.65		66.65	4												
2A	Eastlake	9:41	138	137	70	345	154	154	76	384	364.5	101	104	85	290	98	95	77	270	280.0	71	52	53	176	66	51	52	169	172.5	81.70		81.70	1												
3A	Imperial	10:49	97	97	48	242	101	101	49	251	246.5	68	68	54	190	89	89	65	243	216.5	39	28	30	97	46	32	32	110	103.5	56.65		56.65	4												
3A	Olympian	9:38	102	103	58	263	107	108	53	268	265.5	72	71	57	200	90	85	64	239	219.5	47	38	36	121	47	33	33	113	117.0	60.20		60.20	3												
3A	La Quinta	10:22	116	124	58	298	110	110	54	274	286.0	101	99	83	283	95	93	72	260	271.5	72	54	56	182	61	47	48	156	169.0	72.65		72.65	1												
3A	Pt. Loma	8:31	134	134	65	333	129	129	65	323	328.0	77	78	61	216	92	90	74	256	236.0	65	45	50	160	60	45	47	152	156.0	72.00		72.00	2												

Southern California School Band and Orchestra Association


SUMMARY OF FIELD SCORES - AUXILIARY

2008

C L A S S	 Vista Invitational Field Tournament							AVERAGES			PENALTY	NET SCORE	PLACE
		Program Content	Excellence	Net Score	Program Content	Excellence	Net Score	Program Content	Excellence	Average Net Score			
1A Red	Steele Canyon			0.0			0.0	0.0	0.0	0.00		0.00	N/A
1A Red	Sweetwater	371	368	73.9	358	353	71.1	364.5	360.5	72.50		72.50	3
1A Red	Valley Center	246	231	47.7	225	218	44.3	235.5	224.5	46.00		46.00	4
1A Red	Grossmont	385	381	76.6	410	394	80.4	397.5	387.5	78.50		78.50	1
1A Red	Otay Ranch	364	359	72.3	372	369	74.1	368.0	364.0	73.20		73.20	2
1A Black	Mt. Miguel	342	324	66.6	350	345	69.5	346.0	334.5	68.05		68.05	5
1A Black	University City	411	408	81.9	415	392	80.7	413.0	400.0	81.30		81.30	2
1A Black	Santa Margarita Catholic	425	412	83.7	430	422	85.2	427.5	417.0	84.45		84.45	1
1A Black	Bellflower	369	364	73.3	365	361	72.6	367.0	362.5	72.95		72.95	3
1A Black	Temescal Canyon	363	341	70.4	341	333	67.4	352.0	337.0	68.90		68.90	4
2A	La Costa Canyon	279	277	55.6	278	284	56.2	278.5	280.5	55.90		55.90	6
2A	Segerstrom	232	226	45.8	257	241	49.8	244.5	233.5	47.80		47.80	8
2A	Temecula Valley	416	412	82.8	407	398	80.5	411.5	405.0	81.65		81.65	2
2A	San Pasqual	252	219	47.1	296	270	56.6	274.0	244.5	51.85		51.85	7
2A	Scripps Ranch	370	368	73.8	378	367	74.5	374.0	367.5	74.15		74.15	4
2A	Carlsbad	367	370	73.7	367	362	72.9	367.0	366.0	73.30		73.30	5
2A	Serra	383	380	76.3	412	389	80.1	397.5	384.5	78.20		78.20	3
2A	Eastlake	433	428	86.1	434	428	86.2	433.5	428.0	86.15		86.15	1
3A	Imperial	249	233	48.2	260	247	50.7	254.5	240.0	49.45		49.45	4
3A	Olympian	298	280	57.8	370	364	73.4	334.0	322.0	65.60		65.60	3
3A	La Quinta	375	352	72.7	418	359	77.7	396.5	355.5	75.20		75.20	2
3A	Pt. Loma	394	412	80.6	404	382	78.6	399.0	397.0	79.60		79.60	1

Southern California School Band and Orchestra Association
SUMMARY OF FIELD SCORES - BANDS


2008

CLASS	 Vista Invitational Field Tournament	TIMING	MUSIC JUDGE #1				MUSIC JUDGE #2				GE JUDGE #1				GE JUDGE #2				VP JUDGE #1			VP JUDGE #2			Head Judge: Tabulator:								
			MUSICIANSHIP	TECHNIQUE	MUSICAL REPERTOIRE	MUSIC TOTAL -	MUSICIANSHIP	TECHNIQUE	MUSICAL REPERTOIRE	MUSIC TOTAL -	MUSIC AVERAGE	PROGRAM EFFECTIVENESS	PERFORMANCE EFFECTIVENESS	COORDINATION	GE TOTAL -	PROGRAM EFFECTIVENESS	PERFORMANCE EFFECTIVENESS	COORDINATION	GE TOTAL -	GE AVERAGE	TECHNIQUE	EXCELLENCE	COMPOSITION	VP TOTAL -	TECHNIQUE	EXCELLENCE	COMPOSITION	VP TOTAL -	VISUAL AVERAGE	TOTAL SCORE	PENALTY	NET SCORE	PLACE
4A	Helix	9:06	136	137	69	342	120	120	55	295	318.5	90	88	72	250	96	94	73	263	256.5	58	44	51	153	66	48	50	164	158.5	73.35		73.35	3
4A	El Camino	9:11	142	142	66	350	128	134	65	327	338.5	98	95	73	266	96	96	75	267	266.5	65	50	52	167	63	47	47	157	162.0	76.70		76.70	2
4A	Oceanside	8:26	134	145	67	346	134	133	70	337	341.5	100	99	78	277	99	97	75	271	274.0	61	46	53	160	64	46	49	159	159.5	77.50		77.50	1
5A	Mira Mesa	9:35	152	153	70	375	148	148	73	369	372.0	105	102	85	292	106	101	80	287	289.5	70	53	56	179	67	48	51	166	172.5	83.40		83.40	2
5A	Westview	9:26	157	156	75	388	140	140	70	350	369.0	103	100	79	282	104	98	78	280	281.0	68	51	54	173	65	47	49	161	167.0	81.70		81.70	4
5A	Mayfair	9:44	150	151	68	369	139	138	67	344	356.5	91	97	74	262	105	100	80	285	273.5	64	49	51	164	62	46	47	155	159.5	78.95		78.95	5
5A	Murrieta Valley	9:40	162	160	79	401	163	160	80	403	402.0	102	108	81	291	108	106	82	296	293.5	69	48	51	168	69	51	52	172	170.0	86.55		86.55	1
5A	Savanna	10:07	159	158	77	394	159	158	80	397	395.5	99	96	72	267	106	106	80	292	279.5	63	46	50	159	64	46	46	156	157.5	83.25		83.25	3
6A	Esperanza					0				0	0.0				0				0	0.0				0				0	0.0	0.00		0.00	NS
6A	Rancho Bernardo	9:47	166	165	83	414	164	163	82	409	411.5	118	116	94	328	110	110	89	309	318.5	75	57	57	189	75	56	54	185	187.0	91.70		91.70	2
6A	Rancho Buena Vista	9:35	158	157	76	391	162	162	81	405	398.0	114	113	91	318	114	112	89	315	316.5	73	54	52	179	66	50	52	168	173.5	88.80		88.80	3
6A	Mt. Carmel	8:41	169	170	87	426	171	173	85	429	427.5	121	115	93	329	118	113	95	326	327.5	74	55	58	187	74	57	56	187	187.0	94.20		94.20	SS
6A	El Dorado	9:43	163	163	81	407	162	163	82	407	407.0	119	118	95	332	120	115	95	330	331.0	75	56	55	186	76	58	55	189	187.5	92.55		92.55	1

Southern California School Band and Orchestra Association

SUMMARY OF FIELD SCORES - AUXILIARY

2008

C L A S S	 Vista Invitational Field Tournament							AVERAGES			PENALTY	NET SCORE	PLACE
		Program Content	Excellence	Net Score	Program Content	Excellence	Net Score	Program Content	Excellence	Average Net Score			
4A	Helix	379	377	75.6	361	348	70.9	370.0	362.5	73.25		73.25	2
4A	El Camino	373	360	73.3	309	300	60.9	341.0	330.0	67.10		67.10	3
4A	Oceanside	375	369	74.4	372	364	73.6	373.5	366.5	74.00		74.00	1
5A	Mira Mesa	436	428	86.4	411	403	81.4	423.5	415.5	83.90		83.90	1
5A	Westview			0.0			0.0	0.0	0.0	0.00		0.00	N/A
5A	Mayfair	430	418	84.8	413	404	81.7	421.5	411.0	83.25		83.25	2
5A	Murrieta Valley	374	372	74.6	375	373	74.8	374.5	372.5	74.70		74.70	4
5A	Savanna	427	423	85.0	373	378	75.1	400.0	400.5	80.05		80.05	3
6A	Esperanza			0.0			0.0	0.0	0.0	0.00		0.00	NS
6A	Rancho Bernardo	462	444	90.6	474	470	94.4	468.0	457.0	92.50		92.50	2
6A	Rancho Buena Vista	437	422	85.9	449	446	89.5	443.0	434.0	87.70		87.70	3
6A	Mt. Carmel	464	452	91.6	470	468	93.8	467.0	460.0	92.70		92.70	1
6A	El Dorado	463	449	91.2	472	471	94.3	467.5	460.0	92.75		92.75	SS